

# ChargePoint® CP6000 AC Commercial Station

Specifications and Ordering Information



Dual port, pedestal mount, 18 ft cable

## Ordering Information

The order codes below represent specific product configurations. Please contact ChargePoint Sales for additional information. Specify model number followed by the applicable code(s).

The order code sequence is Model-Options. Software, Services and Other are ordered as separate line items.

### Hardware: Station Model

Description	Order Code
80 A Dual port, pedestal mount, 18 ft cable	CP6021B-80A-L5.5
80 A Single port, pedestal mount, 18 ft cable	CP6011B-80A-L5.5
80 A Dual port, pedestal mount, 18 ft cable, EMV chip reader	CP6021B-80A-L5.5-CHIP
80 A Single port, pedestal mount, 18 ft cable, EMV chip reader	CP6011B-80A-L5.5-CHIP
50 A Dual port, pedestal mount, 18 ft cable	CP6021B-50A-L5.5
50 A Single port, pedestal mount, 18 ft cable	CP6011B-50A-L5.5
50 A Dual port, pedestal mount, 18 ft cable, EMV chip reader	CP6021B-50A-L5.5-CHIP
50 A Single port, pedestal mount, 18 ft cable, EMV chip reader	CP6011B-50A-L5.5-CHIP
80 A Dual port, wall mount, 18 ft cable	CP6023B-80A-L5.5
80 A Single port, wall mount, 18 ft cable	CP6013B-80A-L5.5
80 A Dual port, wall mount, 18 ft cable, EMV chip reader	CP6023B-80A-L5.5-CHIP
80 A Single port, wall mount, 18 ft cable, EMV chip reader	CP6013B-80A-L5.5-CHIP
50 A Dual port, wall mount, 18 ft cable	CP6023B-50A-L5.5
50 A Single port, wall mount, 18 ft cable	CP6013B-50A-L5.5
50 A Dual port, wall mount, 18 ft cable, EMV chip reader	CP6023B-50A-L5.5-CHIP
50 A Single port, wall mount, 18 ft cable, EMV chip reader	CP6013B-50A-L5.5-CHIP

ChargePoint, Inc. reserves the right to alter product offerings and specifications at any time without notice, and is not responsible for typographical or graphical errors that may appear in this document.

Description	Order Code
80 A Dual port, pedestal mount, 23 ft cable	CP6021B-80A-L7
80 A Single port, pedestal mount, 23 ft cable	CP6011B-80A-L7
80 A Dual port, pedestal mount, 23 ft cable, EMV chip reader	CP6021B-80A-L7-CHIP
80 A Single port, pedestal mount, 23 ft cable, EMV chip reader	CP6011B-80A-L7-CHIP
50 A Dual port, pedestal mount, 23 ft cable	CP6021B-50A-L7
50 A Single port, pedestal mount, 23 ft cable	CP6011B-50A-L7
50 A Dual port, pedestal mount, 23 ft cable, EMV chip reader	CP6021B-50A-L7-CHIP
50 A Single port, pedestal mount, 23 ft cable, EMV chip reader	CP6011B-50A-L7-CHIP
80 A Dual port, wall mount, 23 ft cable	CP6023B-80A-L7
80 A Single port, wall mount, 23 ft cable	CP6013B-80A-L7
80 A Dual port, wall mount, 23 ft cable, EMV chip reader	CP6023B-80A-L7-CHIP
80 A Single port, wall mount, 23 ft cable, EMV chip reader	CP6013B-80A-L7-CHIP
50 A Dual port, wall mount, 23 ft cable	CP6023B-50A-L7
50 A Single port, wall mount, 23 ft cable	CP6013B-50A-L7
50 A Dual port, wall mount, 23 ft cable, EMV chip reader	CP6023B-50A-L7-CHIP
50 A Single port, wall mount, 23 ft cable, EMV chip reader	CP6013B-50A-L7-CHIP
80 A Dual port, pedestal mount, 18 ft cable, Omni Port (enables J1772 and/or NACS vehicle charging)	CP6621B-80A-L5.5
80 A Single port, pedestal mount, 18 ft cable, Omni Port (enables J1772 and/or NACS vehicle charging)	CP6611B-80A-L5.5

ChargePoint, Inc. reserves the right to alter product offerings and specifications at any time without notice, and is not responsible for typographical or graphical errors that may appear in this document.

Description	Order Code
50 A Dual port, pedestal mount, 18 ft cable, Omni Port (enables J1772 and/or NACS vehicle charging)	CP6621B-50A-L5.5
50 A Single port, pedestal mount, 18 ft cable, Omni Port (enables J1772 and/or NACS vehicle charging)	CP6611B-50A-L5.5
80 A Dual port, wall mount, 18 ft cable, Omni Port (enables J1772 and/or NACS vehicle charging)	CP6623B-80A-L5.5
80 A Single port, wall mount, 18 ft cable, Omni Port (enables J1772 and/or NACS vehicle charging)	CP6613B-80A-L5.5
50 A Dual port, wall mount, 18 ft cable, Omni Port (enables J1772 and/or NACS vehicle charging)	CP6623B-50A-L5.5
50 A Single port, wall mount, 18 ft cable, Omni Port (enables J1772 and/or NACS vehicle charging)	CP6613B-50A-L5.5
80 A Dual port, pedestal mount, 23 ft cable, Omni Port (enables J1772 and/or NACS vehicle charging)	CP6621B-80A-L7
80 A Single port, pedestal mount, 23 ft cable, Omni Port (enables J1772 and/or NACS vehicle charging)	CP6611B-80A-L7
50 A Dual port, pedestal mount, 23 ft cable, Omni Port (enables J1772 and/or NACS vehicle charging)	CP6621B-50A-L7
50 A Single port, pedestal mount, 23 ft cable, Omni Port (enables J1772 and/or NACS vehicle charging)	CP6611B-50A-L7
80 A Dual port, wall mount, 23 ft cable, Omni Port (enables J1772 and/or NACS vehicle charging)	CP6623B-80A-L7
80 A Single port, wall mount, 23 ft cable, Omni Port (enables J1772 and/or NACS vehicle charging)	CP6613B-80A-L7

ChargePoint, Inc. reserves the right to alter product offerings and specifications at any time without notice, and is not responsible for typographical or graphical errors that may appear in this document.

Description	Order Code
50 A Dual port, wall mount, 23 ft cable, Omni Port (enables J1772 and/or NACS vehicle charging)	CP6623B-50A-L7
50 A Single port, wall mount, 23 ft cable, Omni Port (enables J1772 and/or NACS vehicle charging)	CP6613B-50A-L7

## Hardware: Other

Description	Order Code
Pedestal Concrete Mounting Kit	CP6K-CMT-NA
CP6000 Dual Port Omni Port Conversion Kit	CP6000-DUAL-J1772-NACS-OMNI-CONV-KIT
CP6000 Single Port Omni Port Conversion Kit	CP6000-SINGLE-J1772-NACS-OMNI-CONV-KIT

## Software and Services

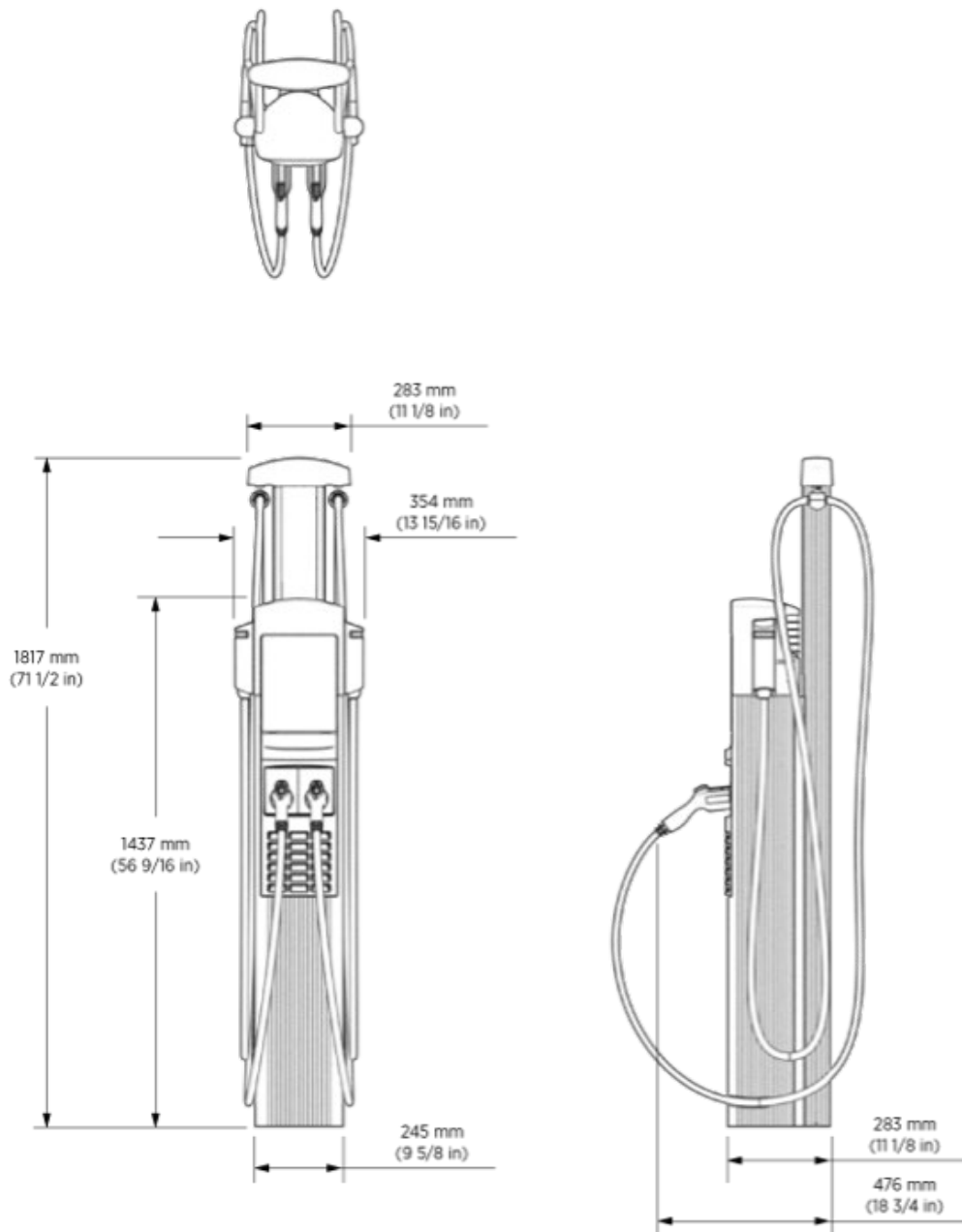
Description	Order Code
ChargePoint Enterprise Plan	CPCLD-ENTERPRISE-n*
ChargePoint Fleet Commercial	CPCLD-COMMERCIAL-n*
ChargePoint Assure	CP6000-ASSURE-n*
ChargePoint Installation	CP6000-INSTALL-COMMISSIONING

Note: All CP6000 stations require a network service plan per port.

\*Substitute n for desired years (1, 2, 3, 4 or 5 years)

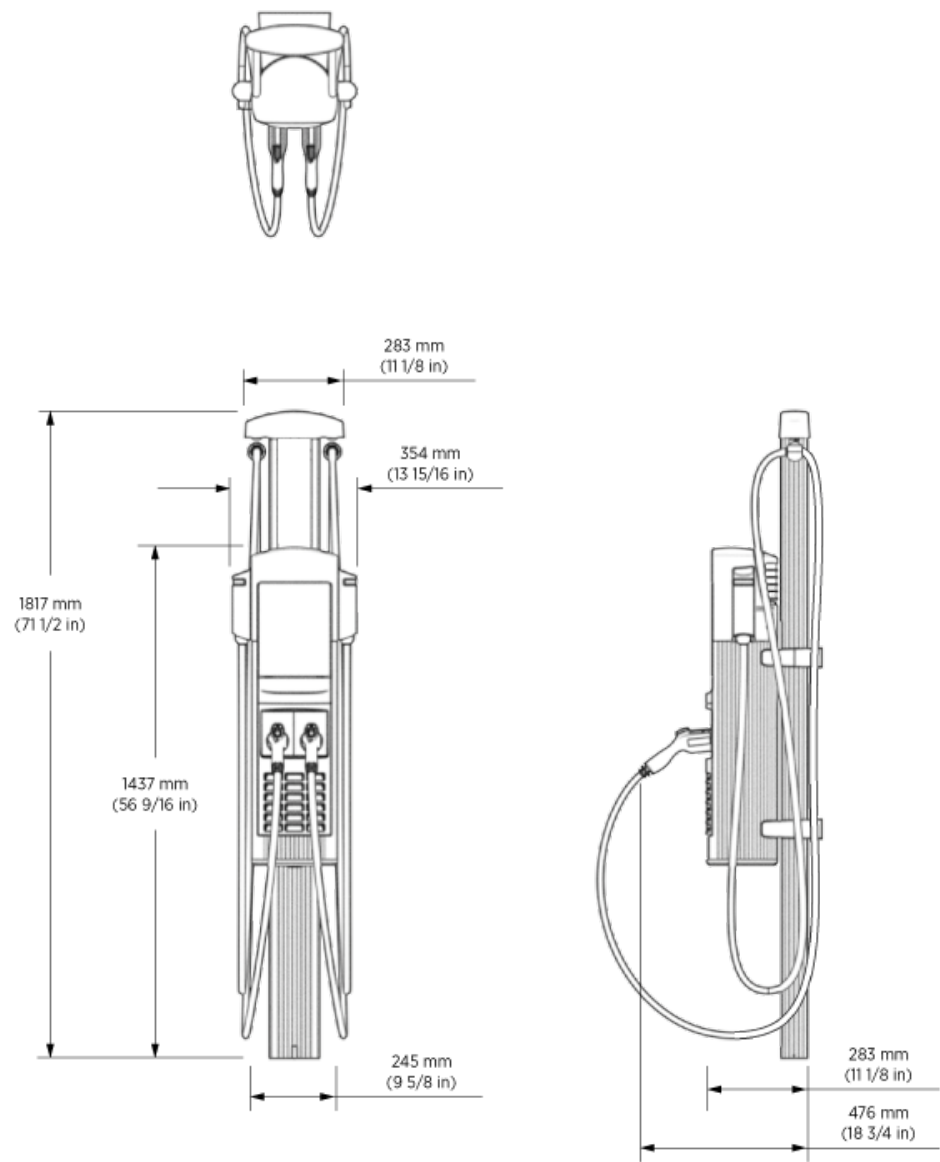
## Architectural Drawings and Dimensions

### Pedestal Mount 6' with 18' Cable



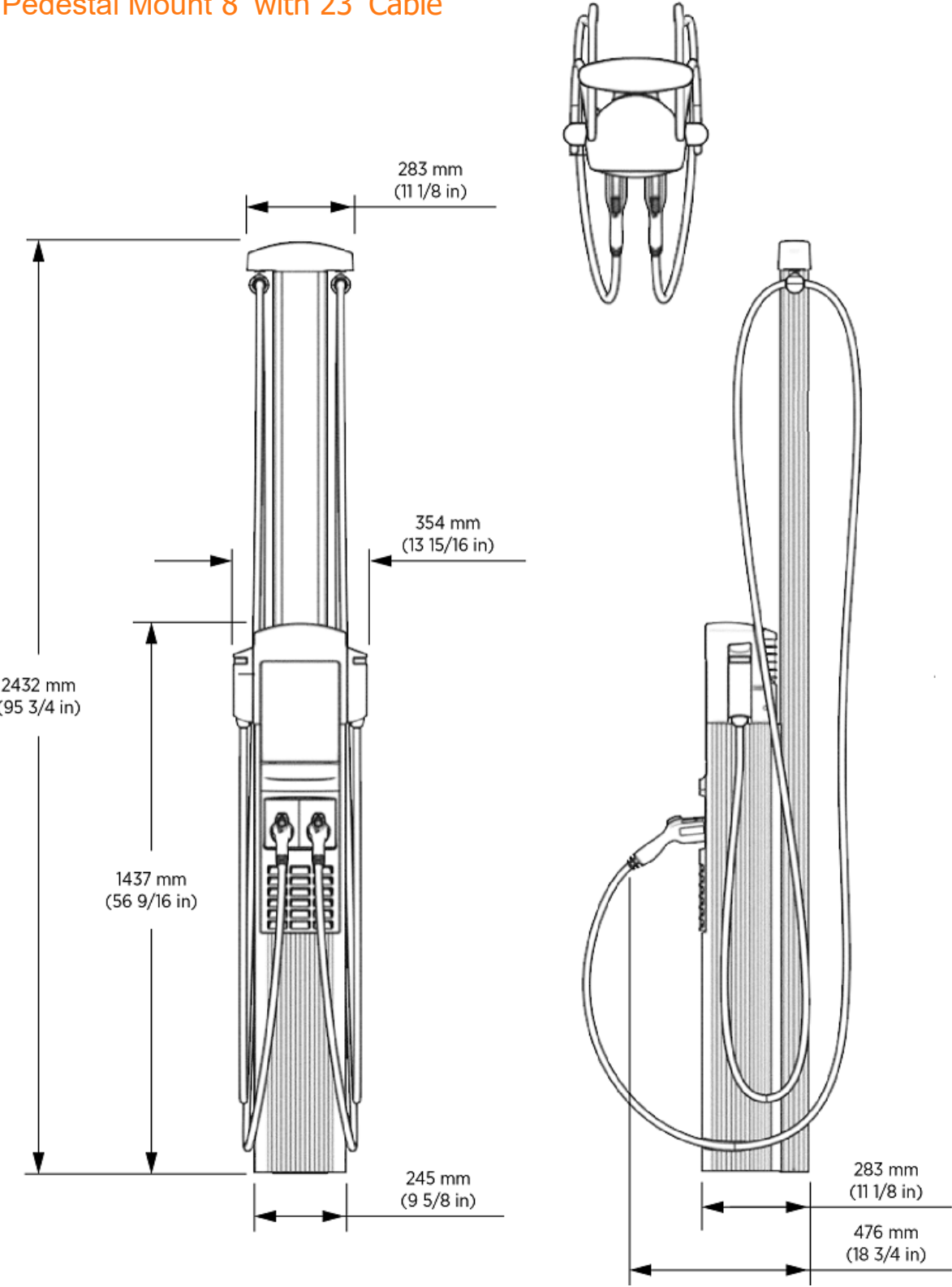
ChargePoint, Inc. reserves the right to alter product offerings and specifications at any time without notice, and is not responsible for typographical or graphical errors that may appear in this document.

Wall Mount 6' with 18' Cable



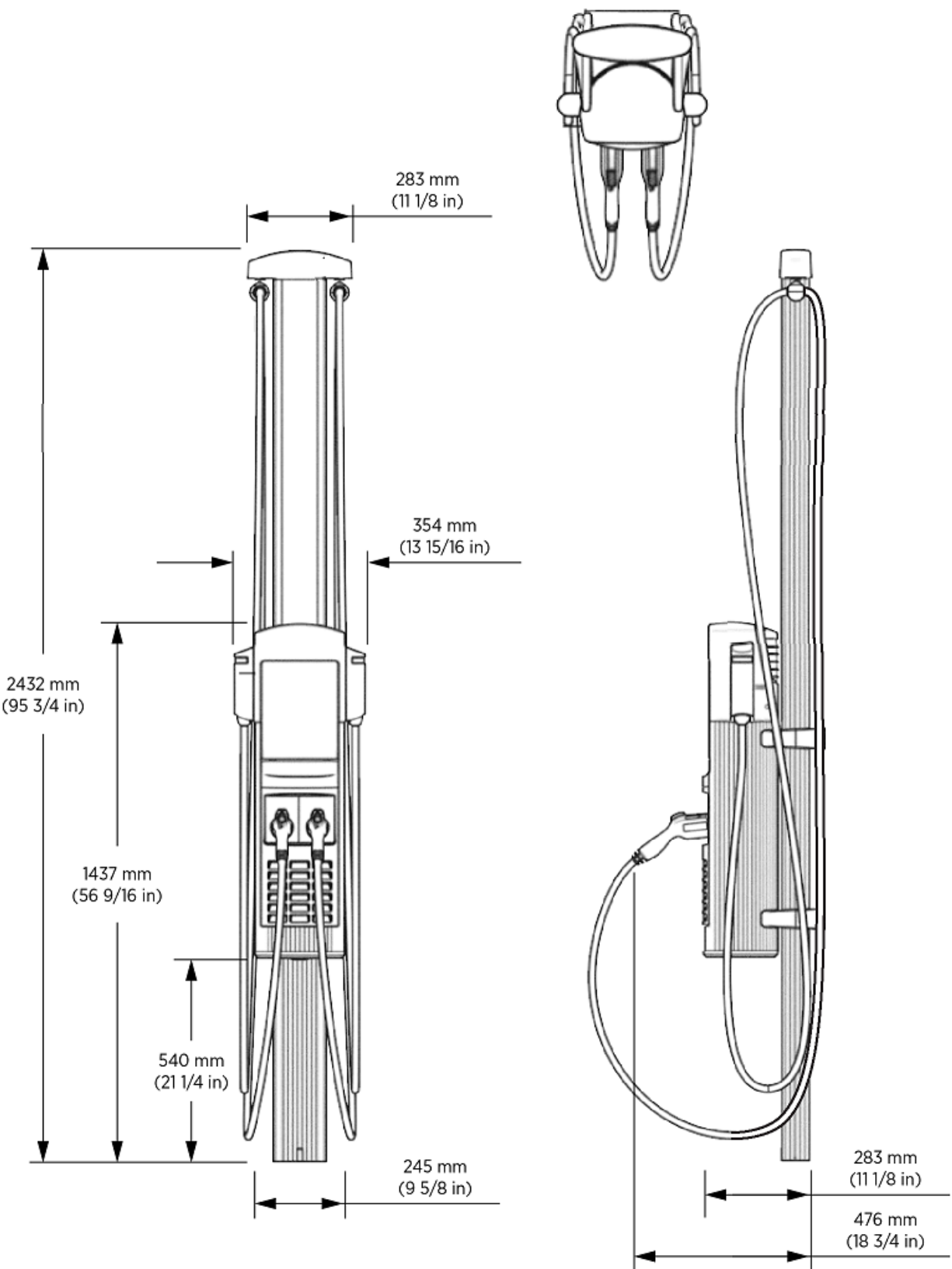
ChargePoint, Inc. reserves the right to alter product offerings and specifications at any time without notice, and is not responsible for typographical or graphical errors that may appear in this document.

Pedestal Mount 8' with 23' Cable



ChargePoint, Inc. reserves the right to alter product offerings and specifications at any time without notice, and is not responsible for typographical or graphical errors that may appear in this document.

Wall Mount 8' with 23' Cable



ChargePoint, Inc. reserves the right to alter product offerings and specifications at any time without notice, and is not responsible for typographical or graphical errors that may appear in this document.

## General Specifications

### Electrical Input

The CP6000 AC Commercial Station supports flexible electrical input/output settings up to 80 A to fit your fueling needs, whether for a workplace, multi-family dwelling, or other application.

Power Select allows stations to be installed and configured for current lower than the maximum 80 A. Power Select current options include 16 A, 24 A, 32 A, 40 A, 48 A, 50 A, 56 A, 64 A, and 72 A.

Power Share allows a dual-port station to share power from a single circuit across two ports, adjusting power depending on whether one or both are charging. Standard wiring uses an independent circuit for each port. Power Share can be used in combination with Power Select.

Station	Electrical Input	Single Port (AC Voltage 208 / 240 V AC)			Dual Port (AC Voltage 208 / 240 V AC)		
		Input Current	Input Power Connection	Required Service Panel Breaker	Input Current	Input Power Connection	Required Service Panel Breaker
80 A	Maximum 80 A (Standard)	80 A	One 100 A branch circuit	100 A dual pole (non-GFCI)	80 A x 2	Two independent 100 A branch circuits	100 A dual pole (non-GFCI) x 2
	Maximum 80 A (Power Share*)	N/A	N/A	N/A	80 A	One 100 A branch circuit	100 A dual pole (non-GFCI)
	Power Select** 16 A – 72 A (Standard)	16 A - 72 A	One branch circuit rated 125% of input current (20 A – 90 A)	Dual pole (non-GFCI) rated 125% of input current (20 A – 90 A)	16 A - 72 A x 2	Two independent branch circuits rated 125% of input current (20 A – 90 A)	Dual pole (non-GFCI) rated 125% of input current (20 A – 90 A) x 2
	Power Select 16 A	N/A	N/A	N/A	16 A - 72 A	One branch circuit rated 125% of input	Dual pole (non-GFCI)

ChargePoint, Inc. reserves the right to alter product offerings and specifications at any time without notice, and is not responsible for typographical or graphical errors that may appear in this document.

Station	Electrical Input	Single Port (AC Voltage 208 / 240 V AC)			Dual Port (AC Voltage 208 / 240 V AC)		
		Input Current	Input Power Connection	Required Service Panel Breaker	Input Current	Input Power Connection	Required Service Panel Breaker
	- 72 A (Power Share)					current (20 A – 90 A)	rated 125% of input current (20 A – 90 A)
50 A	Maximum 50 A (Standard)	50 A	One 70 A branch circuit	70 A dual pole (non-GFCI)	50 A x 2	Two independent 70 A branch circuits	70 A dual pole (non-GFCI) x 2
	Maximum 50 A (Power Share*)	N/A	N/A	N/A	80 A	One 70 A branch circuit	70 A dual pole (non-GFCI)
	Power Select** 16 A – 48 A (Standard)	16 A - 48 A	One branch circuit rated 125% of input current (20 A – 60 A)	Dual pole (non-GFCI) rated 125% of input current (20 A- 60 A)	16 A - 48 A x 2	Two independent branch circuits rated 125% of input current (20 A – 60 A)	Dual pole (non-GFCI) rated 125% of input current (20 A – 60 A) x 2
	Power Select 16 A - 48 A (Power Share)	N/A	N/A	N/A	16 A - 48 A	One branch circuit rated 125% of input current (20 A – 60 A)	Dual pole (non-GFCI) rated 125% of input current (20 A – 60 A)

ChargePoint, Inc. reserves the right to alter product offerings and specifications at any time without notice, and is not responsible for typographical or graphical errors that may appear in this document.

Station	Electrical Input	Single Port (AC Voltage 208 / 240 V AC)			Dual Port (AC Voltage 208 / 240 V AC)		
		Input Current	Input Power Connection	Required Service Panel Breaker	Input Current	Input Power Connection	Required Service Panel Breaker
Service Panel/Breaker GFCI		Do not provide external GFCI as it may conflict with internal GFCI (CCID)					
Wiring – Standard		3-wire (L1, L2, Earth) No neutral			5-wire (L1, L1, L2, L2, Earth)		
Wiring – Power Share		N/A			3-wire (L1, L2, Earth)		
Station Power		8 W typical (standby), 15 W maximum (operation)					
Line to Ground Voltage		120 V +/- 10%					

## Electrical Output for 80A Station

Electrical Output	Single Port (AC Voltage 208 / 240 V AC)	Dual Port (AC Voltage 208 / 240 V AC)
Maximum 80 A (Standard)	19.2 kW (240 V AC @ 80A)	19.2 kW (240 V AC @ 80 A)
Maximum 80 A (Power Share)	N/A	19.2 kW (240V AC @ 80A) x 1 or 9.6 kW (240V AC @ 40A) x 2
Power Select 16A - 72A (Standard)	3.8 kW - 17.3 kW (240V AC @ 16A - 72A)	3.8 kW - 17.3 kW (240V AC @ 16A - 72A) x 2
Power Select 16A - 72A (Power Share)	N/A	3.8 kW - 17.3 kW (240V AC @ 16A - 72A) x 1 or 1.9 kW - 8.6 kW (240V AC @ 8A - 36A) x 2

## Electrical Output for 50A Station

Electrical Output	Single Port (AC Voltage 208 / 240 V AC)	Dual Port (AC Voltage 208 / 240 V AC)
Maximum 50A (Standard)	12.0 kW (240V AC @ 50A)	12.0 kW (240V AC @ 50A)
Maximum 50A (Power Share)	N/A	12.0 kW (240V AC @ 50A) x 1 or 6.0 kW (240V AC @ 25A) x 2
Power Select 16A - 48A (Standard)	3.8 kW - 11.5 kW (240V AC @ 16A - 48A)	3.8 kW - 11.5 kW (240V AC @ 16A - 48A) x 2
Power Select 16A - 48A (Power Share)	N/A	3.8 kW - 11.5 kW (240V AC @ 16A - 48A) x 1 or 1.9 kW - 5.8 kW (240V AC @ 8A - 24A) x 2

## Mounting and Functional Interfaces

Connector Type	J1772, NACS (Omni Port)
Number of Ports	Single, dual
Mounting	Pedestal, wall
Cable Length	18 ft (5.5 m), 23 ft (7 m)
Cable Management	Yes
Authentication and Payment	RFID: ISO 15693, ISO 14443, NEMA EVSE 1.2-2015 (UR) Virtual RFID NFC (Tap to Charge) Contactless credit card Virtual Contactless credit card Apple Pay / Google Pay EMV chip credit card (available on -CHIP models only) Remote: Mobile App and In Vehicle Dash (if supported by vehicle)
Locking Holster	Yes
ISO 15118 Protocol	Supported by hardware

ChargePoint, Inc. reserves the right to alter product offerings and specifications at any time without notice, and is not responsible for typographical or graphical errors that may appear in this document.

Display	Full color 8-inch interactive display with full motion video, UV protection, gesture touch controls, and multi-language support
---------	---

## Safety and Connectivity Features

Ground Fault Detection	20 mA CCID with auto retry
Open Safety Ground Detection	Continuously monitors presence of safety (green wire) ground connection
Plug-Out Detection	Power terminated per SAE J1772 specifications
Energy Measurement	Meter accuracy 1% Accuracy class 2.0 Acceptance tolerance 1.0%
Power Report/Store Interval	15-minute interval aligned to hour. Responsive to load management signals.
Local Area Network	Wi-Fi 2.4 GHz and 5GHz (802.11 a/n/b/g)
Wide Area Network	LTE Category 4
Network Communication Protocol	OCPP 2.0.1
Ethernet connection	Capable with accessory

## Safety and Operational Ratings

Station Enclosure Rating	Type 3R per UL 50E
Safety and Compliance	UL and cUL listed; complies with UL 2594, UL 2231-1, UL 2231-2, and NEC Article 625  Energy Star  NTEP/CTEP
Station Surge Protection	6 kV @ 3,000 A. In geographic areas subject to frequent thunderstorms, supplemental surge protection at the service panel is recommended.
Short Circuit Current Rating	5 kA
EMC Compliance	FCC Part 15 Class B

ChargePoint, Inc. reserves the right to alter product offerings and specifications at any time without notice, and is not responsible for typographical or graphical errors that may appear in this document.

Operating Temperature	-40°C to 50°C (-40°F to 122°F)
Non-Operating Temperature	-40°C to 60°C (-40°F to 140°F)
Terminal Block Temperature Rating	105°C (221°F)
Operating Humidity	Up to 85% @ 50°C (122°F) non-condensing
Non-Operating Humidity	Up to 95% @ 50°C (122°F) non-condensing

## Other Specifications

Weight	Wall Mount: 68 kg (150 lb) Pedestal Mount: 77 kg (170 lb)
Warranty	Limited 2-Year Parts Warranty
FHWA	Buy American compliant options available

## Contact Us

ChargePoint, Inc.  
240 East Hacienda Avenue  
Campbell, CA 95008-6617 USA

+1.408.841.4500 or  
+1.877.370.3802 US and Canada toll-free

Visit [chargepoint.com](https://chargepoint.com)

Call +1.408.705.1992

Email [sales@chargepoint.com](mailto:sales@chargepoint.com)

Copyright © 2024 ChargePoint, Inc. All rights reserved. CHARGEPOINT is a U.S. registered trademark/service mark, and an EU registered logo mark of ChargePoint, Inc. All other products or services mentioned are the trademarks, service marks, registered trademarks or registered service marks of their respective owners. December 2025

