

ChargePoint® CPF50 Level 2 Charging Stations

Specifications and Ordering Information



Ordering Information

The order codes below represent specific product configurations. Other product options are available. Please contact ChargePoint Sales for information and order codes.

Hardware

Description		Order Code
CPF50	Single Port, J1772, Wall, 5.4 m (18 ft) Cable	CPF50-L18-GW*
	Single Port, J1772, Pedestal, 5.4 m (18 ft) Cable	CPF50-L18-PEDMNT-GW*
	Single Port, J1772, Pedestal 5.4 m (18 ft) Cable with 6 ft Cable Management Kit	CPF50-L18-PEDMNT-CMK6-GW*
	Dual Port, J1772, Pedestal, 5.4 m (18 ft) Cable	CPF50-L18-PEDMNT-DUAL-GW*
	Dual Port, J1772, Pedestal, 5.4 m (18 ft) Cable with 6 ft Cable Management Kit	CPF50-L18-PEDMNT-CMK6-DUAL-GW*
	Single Port, J1772, Wall, 5.4 m (18 ft) Cable with 6 ft Cable Management Kit	CPF50-L18-WALLMNT-CMK6-GW*
	Single Port, J1772, Wall, 7.0 m (23 ft) Cable	CPF50-L23-GW*
	Single Port, J1772, Pedestal, 7.0 m (23 ft) Cable	CPF50-L23-PEDMNT-GW*
	Single Port, J1772, Pedestal, 7.0 m (23 ft) Cable with 8 ft Cable Management Kit	CPF50-L23-PEDMNT-CMK8-GW*
	Dual Port, J1772, Pedestal, 7.0 m (23 ft) Cable	CPF50-L23-PEDMNT-DUAL-GW*
	Dual Port, J1772, Pedestal, 7.0 m (23 ft) Cable with 8 ft Cable Management Kit	CPF50-L23-PEDMNT-CMK8-DUAL-GW*
	Single Port, J1772, Wall, 7.0 m (23 ft) Cable with 8 ft Cable Management Kit	CPF50-L23-WALLMNT-CMK8-GW*
	Single Port, NACS, Wall, 7.0 m (23 ft) Cable	CPF50-L23-GW-NACS*
	Single Port, NACS, Pedestal, 7.0 m (23 ft) Cable	CPF50-L23-PEDMNT-GW-NACS*
	Dual Port, J1772, Pedestal, 7.0 m (23 ft) Cable	CPF50-L23-PEDMNT-Dual-GW-NACS*
	Dual Port, J1772, Pedestal, 7.0 m (23 ft) Cable with 8 ft Cable Management Kit	CPF50-L23-PEDMNT-CMK8-Dual-GW-NACS*

*Regional models apply with -USA for United States or -CAN for Canada

Accessories and Replacement Parts

Description		Order Code
Replacement Cable	5.4 m (18 ft), 50A, J1772, Charging Cable	CPFCABLE-T1-50A-L18-F
	5.4 m (18 ft), 50A, J1772, Charging Cable, CMK version	CPFCABLE-T1-50A-L18-CMK-F
	7.0 m (23 ft), 50A, J1772, Charging Cable	CPxCABLE-T1-50A-L23-F
	7.0 m (23 ft), 50 A, J1772, Charging Cable, CMK version	CPFCABLE-T1-50A-L23-CMK-F
NACS Conversion Kits	NACS Conversion Kit for CPF50. 7.0 m (23 ft), 50 A, CMK version. Includes holster insert for NACS	CPFCABLE-50A-L23-CMK-NACS-KIT
	NACS Conversion Kit for CPF50. 5.5 m (18 ft), 50 A, CMK version. Includes holster insert for NACS	CPFCABLE-50A-L18-CMK-NACS-KIT

Required Companion Products

Description	Order Code
ChargePoint Cloud Plan	Please contact ChargePoint sales
Station Initial Activation	CPF-ACTIVE

Recommended Companion Products

Description	Order Code
ChargePoint Installation	CPF-INSTALL-COMMISSIONING
ChargePoint Assure	CPF-ASSURE- <i>n</i> *

*Substitute *n* for desired years of service (1, 2, 3, 4 or 5)

General Specifications

Electrical Input

CPF50 supports flexible current settings up to 50 A to fit your needs.

Power Select allows CPF50 stations to be installed and software-configured for current input/output lower than the maximum 50 A rating depending on your electrical and charging requirements. CPF50 Power Select current input/output options include 16 A, 24 A, 32 A, 40 A, and 48 A.

Power Share allows two stations to share power from a single circuit dynamically across the stations, adjusting each station's power output depending on whether one or both are actively charging. Standard wiring uses an independent circuit for each station. Power Share can be used in combination with Power Select.

Electrical Input	One Station (AC Voltage 208 / 240 V AC)			Two Stations (AC Voltage 208 / 240 V AC)		
	Input Current	Input Power Connection	Required Service Panel Breaker	Input Current	Input Power Connection	Required Service Panel Breaker
Maximum 50A (Standard)	50 A	One 70 A branch circuit	70 A dual pole (non-GFCI)	50 A x 2	Two independent 70 A branch circuits	70 A dual pole (non GFCI) x 2
Maximum 50 A (Power Share)	N/A	N/A	N/A	50A	One 70 A branch circuit split to two	70 A dual pole (non GFCI)
Power Select 16 A – 48 A (Standard)	16 A – 48 A	One branch circuit rated 125% of input current (20 A – 60 A)	Dual pole (non-GFCI) rated 125% of input current (20 A-60 A)	16 A – 48 A x 2	Two independent branch circuits rated 125% of input current (20A – 60 A)	Dual pole (non-GFCI) rated 125% of input current x 2
Power Select 16 A – 48 A (Power Share)	N/A	N/A	N/A	16A – 48 A	One branch circuit rated 125% of input current (20A to 60 A) split to two	Dual pole (non-GFCI) rated 125% of input current (20 A-60 A)

Service Panel/Breaker GFCI	Do not provide external GFCI as it may conflict with internal GFCI (CCID)	
Wiring – Standard	3-wire (L1, L2, Earth) No neutral	3-wire (L1, L2, Earth) x 2 No neutral
Wiring – Power Share	N/A	3-wire (L1, L2, Earth) split to 3-wire (L1, L2, Earth) x 2
Station Power	2.5 W typical (standby), 4 W maximum (operation)	5 W typical (standby), 8 W maximum (operation)
Line to Ground Voltage	120V +/- 10%	

Electrical Output

Electrical Output	Single Port (AC Voltage 208 / 240 V AC)	Dual Port (AC Voltage 208 / 240 V AC)
Maximum 50A (Standard)	12 kW (240 V AC @ 50 A)	12 kW (240 V AC @ 50 A)
Maximum 50A (Power Share)	N/A	12 kW (240 V AC @ 50A) x 1 or 6 kW (240 V AC @ 25A) x 2
Power Select 16A - 48A (Standard)	3.8 kW – 11.5 kW (240 V AC @ 16 A – 48 A)	3.8 kW – 11.5 kW (240 V AC @ 16 A – 48 A) x 2
Power Select 16A - 48A (Power Share)	N/A	3.8 kW – 11.5 kW (240 V AC @ 16 A – 48 A) x 1 or 1.9 kW – 5.8 kW (240 V AC @ 8A - 24A) x 2

Functional Interfaces

Connector Types	SAE J1772™, NACS
Cable Length	5.4 m (18 ft), 7.0 m (23 ft)
Overhead Cable Management System	Optional
RFID	ISO 15693 and ISO 14443 Digital RFID card in Apple or Google Wallet
ISO 15118 Protocol	Supported by the hardware
Network Communication Protocol	OCPP 2.0.1

Indicators

WiFi LED	Yes
Fault Indicator per UL	Yes
Status LED	Yes

Safety and Connectivity Features

Ground Fault Detection	20 mA CCID with auto retry
Open Safety Ground Detection	Continuously monitors presence of safety (green wire) ground connection
Plug-Out Detection	Power terminated per SAE J1772™ specifications
Power Measurement Accuracy	+/- 2% from 2% to full scale (50A)
Power Report/Store Interval	15 minutes, aligned to hour
Local Area Network	2.4/5 GHz Wi-Fi (802.11 a/b/g/n)
Wide Area Network	4G LTE or provided by the ChargePoint Gateway CPGWx if installed

Safety and Operational Ratings

Station Enclosure Rating	Type 3R per UL 50E
Safety and Compliance	UL and C-UL listed; complies with UL2594, UL2231-1, UL 2231-2. NEC Article 625 compliant. For Canada CSA C22.2, No. 280, 281.1, 281.2, CED UL and C-UL listed per UL916 Energy Management Equipment Energy Star NTEP
Station Surge Protection	6 kV @ 3000 A. In geographic areas subject to frequent thunderstorms, supplemental surge protection at the service panel is recommended
Short Circuit Current Rating	5 kA
EMC Compliance	FCC Part 15 Class B
Storage Temperature	-40 °C to +60 °C (-40 °F to 140 °F)
Operating Temperature	-40 °C to +50 °C (-40 °F to 122 °F)
Operating Humidity	Up to 95% @+50 °C (122 °F) non-condensing
Non-Operating Humidity	Up to 95% @+50 °C (122 °F) non-condensing

Other Specifications

Warranty	Limited 2-Year Parts Warranty		
Weight	Configuration	18' Cable	23' Cable
	Wall Mount	18 lb (8.2 kg)	
	Pedestal, Single Port	50 lb (22.7 kg)	
	Pedestal, Dual Port	68 lb (30.8 kg)	
	Wall Mount with Cable Management	69 lb (31.3 kg)	98 lb (44.5 kg)
	Pedestal, Single Port with Cable Management	95 lb (43.1 kg)	124 lb (56.3 kg)
	Pedestal, Dual Port with Cable Management	117 lb (53.1 kg)	146 lb (66.2 kg)

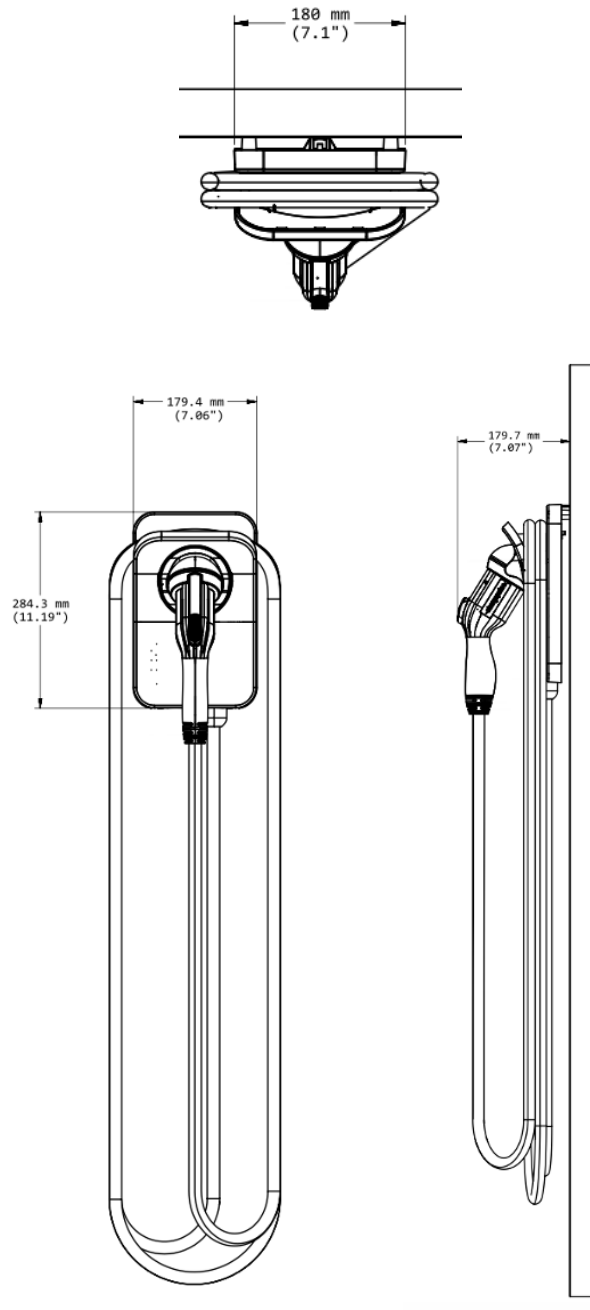
ChargePoint, Inc. reserves the right to alter product offerings and specifications at any time without notice, and is not responsible for typographical or graphical errors that may appear in this document.

Architectural Drawings

Note: Images are not to scale. Measurements appear in metric units (mm), followed by imperial equivalents (inches).

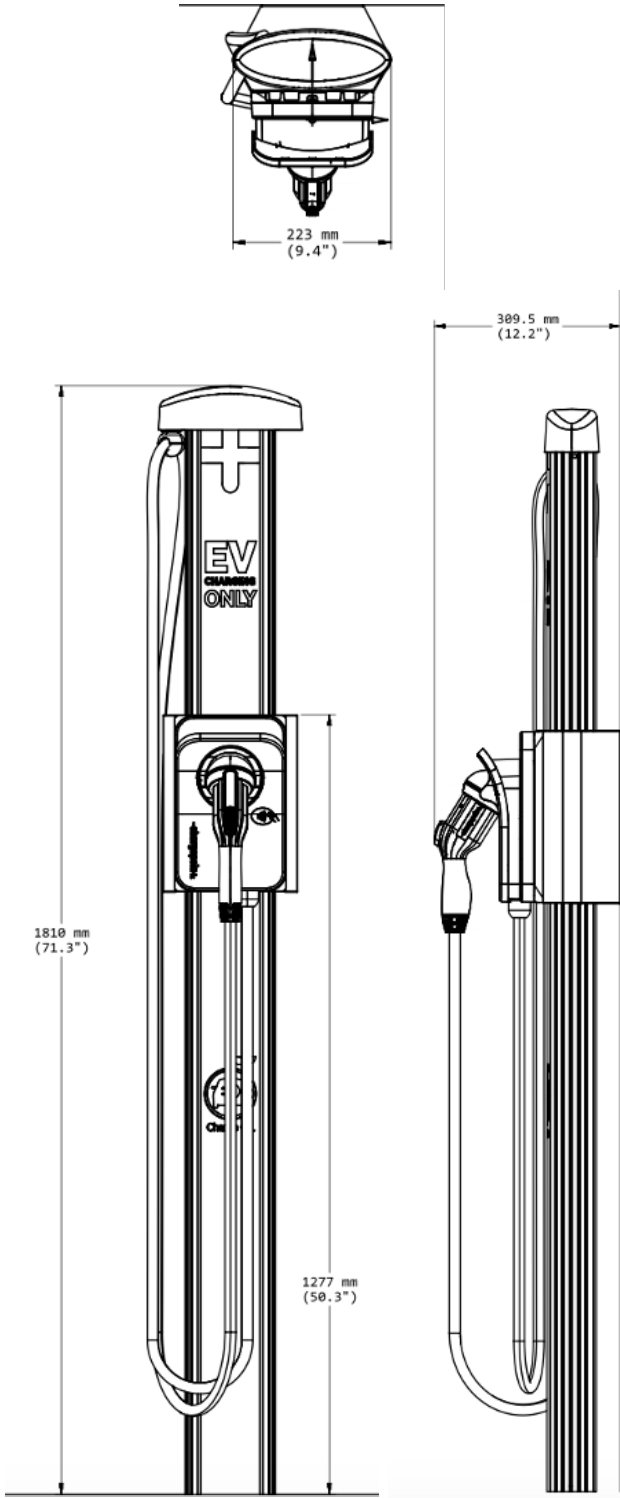
Single Wall Mount

CPF50-L23-GW, CPF50-L18-GW 1}



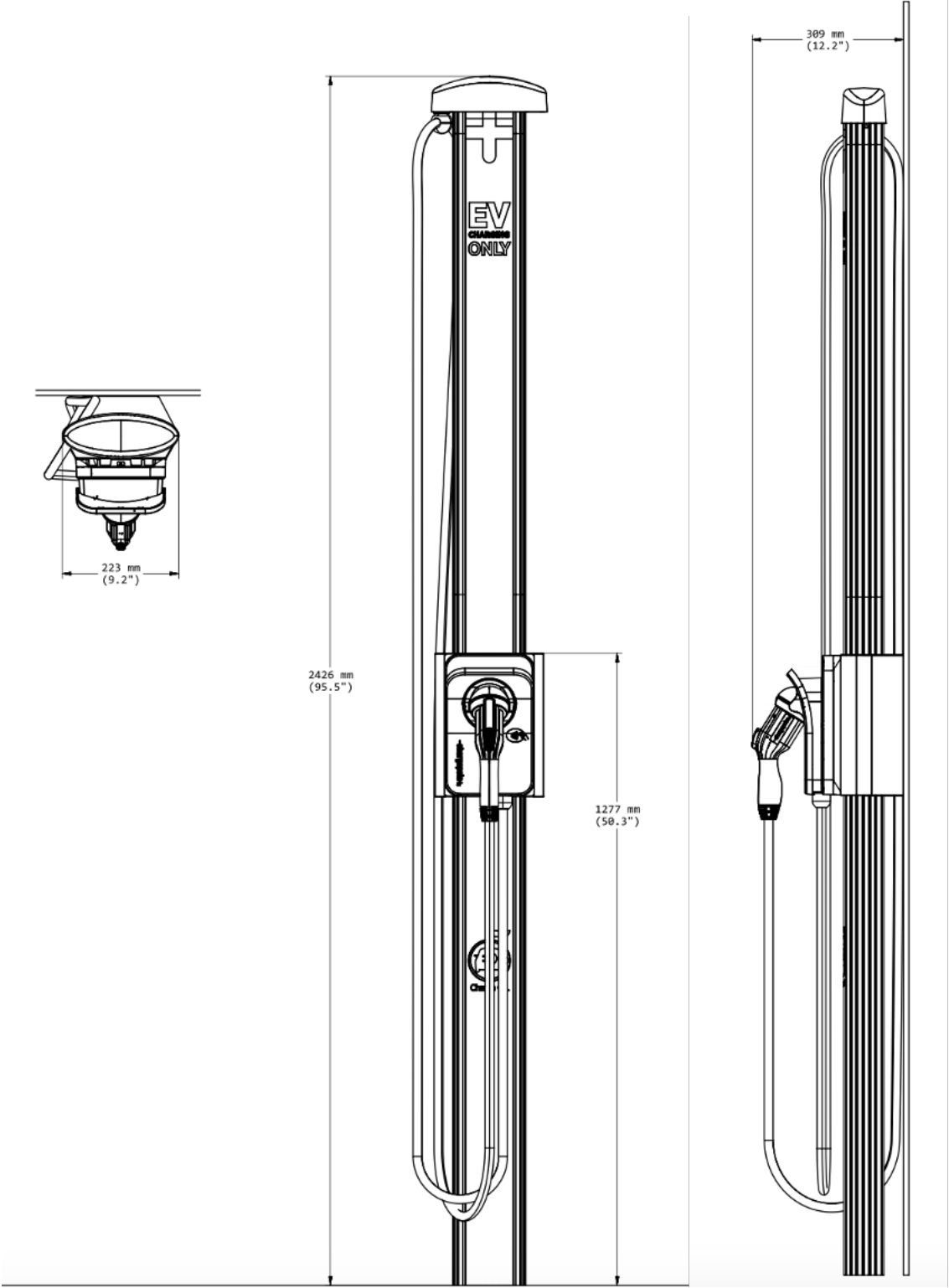
ChargePoint, Inc. reserves the right to alter product offerings and specifications at any time without notice, and is not responsible for typographical or graphical errors that may appear in this document.

Single Wall Mount with Cable Management Kit
CPF50-L18-WALLMNT-CMK6-GW (6 ft)



ChargePoint, Inc. reserves the right to alter product offerings and specifications at any time without notice, and is not responsible for typographical or graphical errors that may appear in this document.

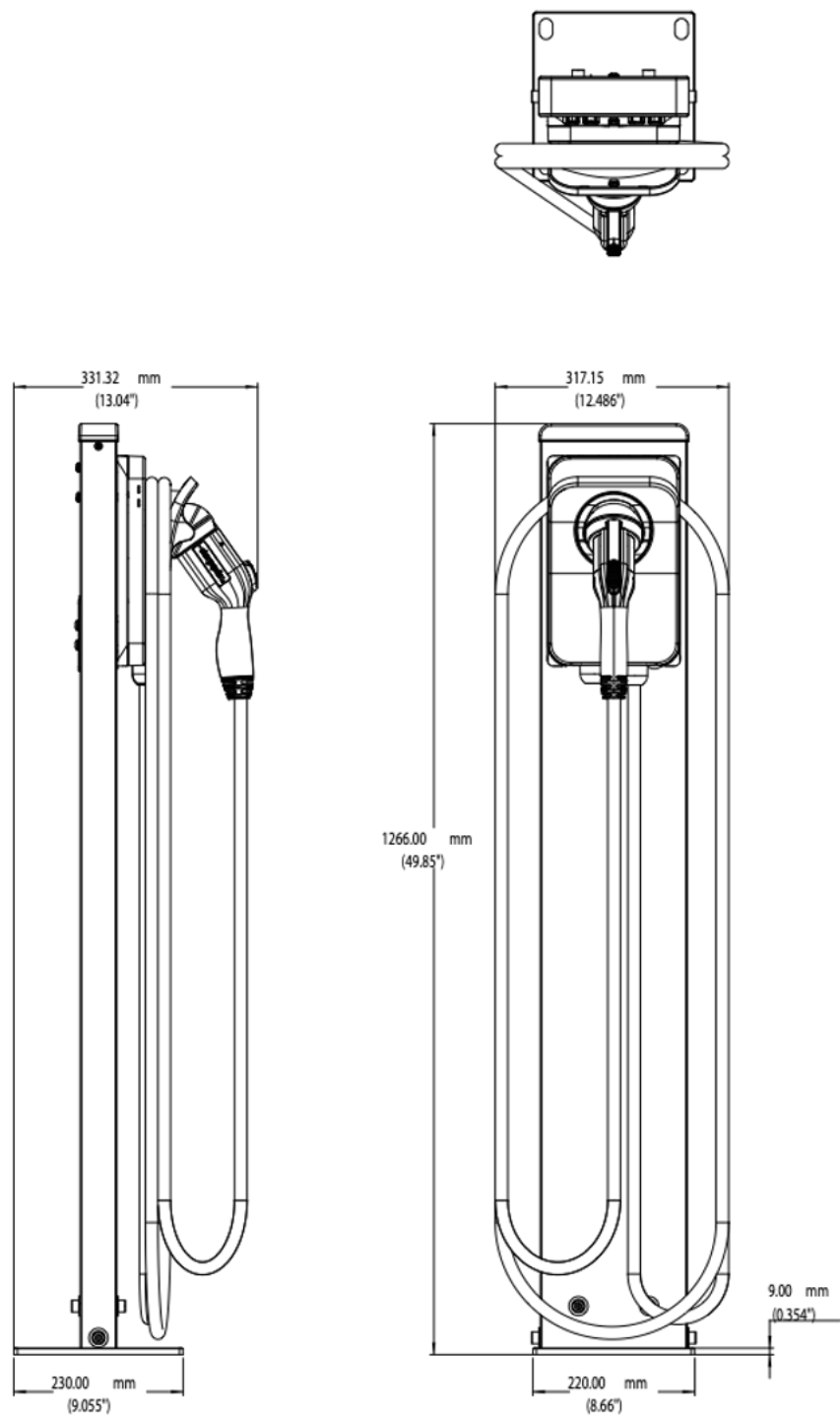
Single Wall Mount with Cable Management Kit
CPF50-L23-WALLMNT-CMK8-GW (8 ft)



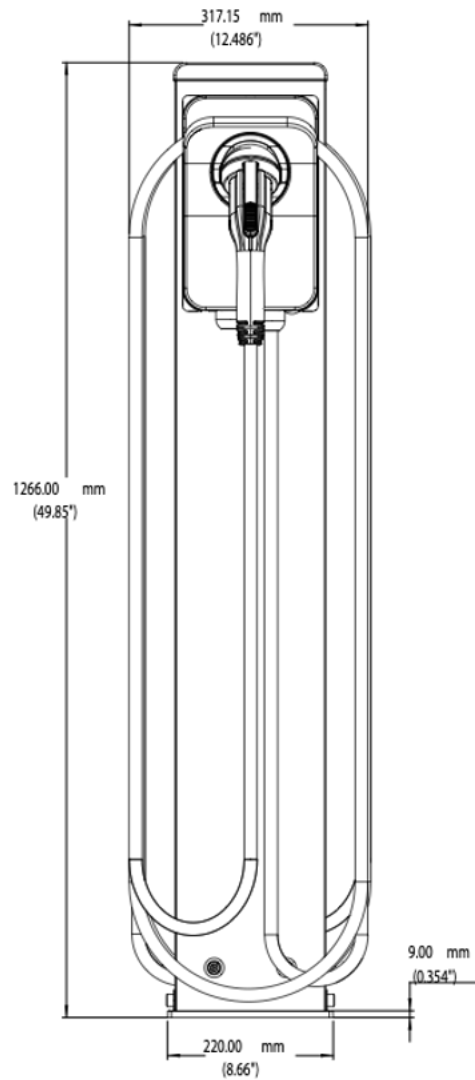
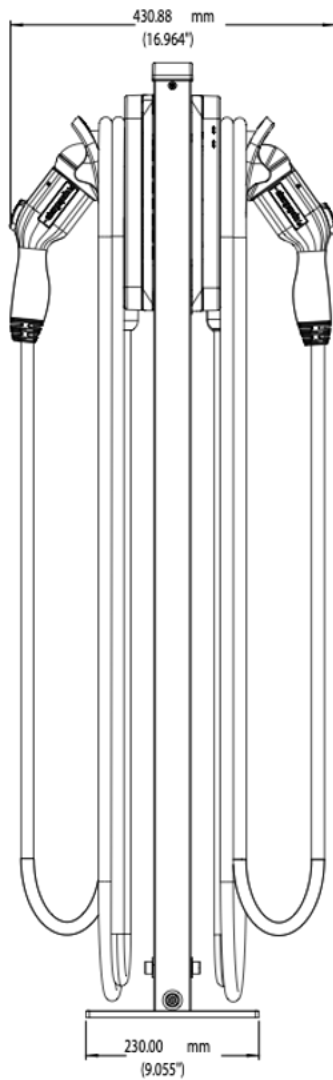
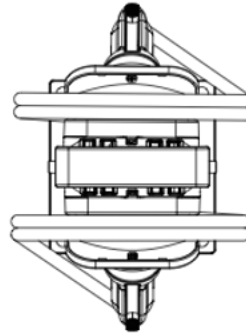
ChargePoint, Inc. reserves the right to alter product offerings and specifications at any time without notice, and is not responsible for typographical or graphical errors that may appear in this document.

Single Sided or Dual Back-to-back Pedestal Mount

CPF50-L23-PEDMNT-GW, CPF50-L18-PEDMNT-GW



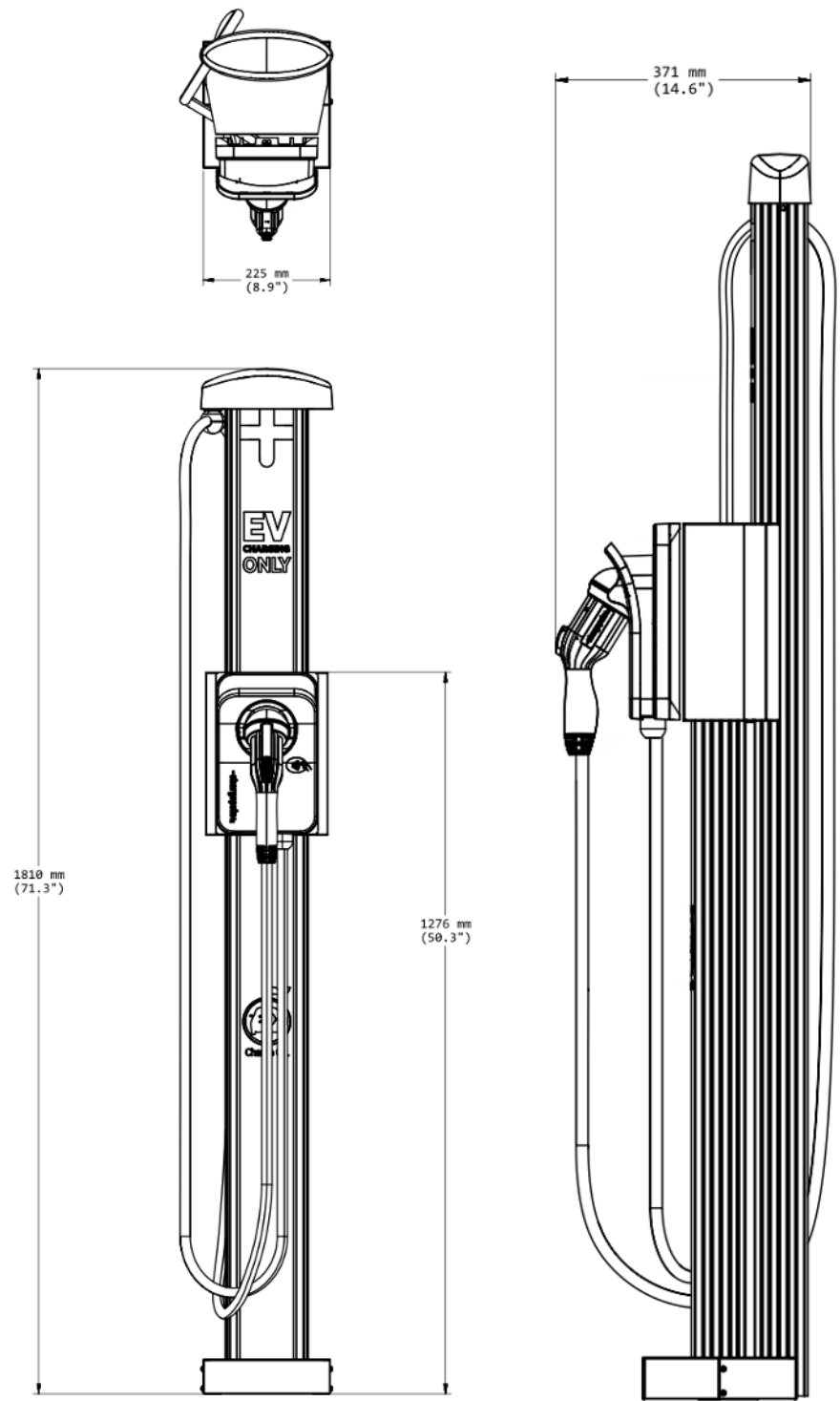
ChargePoint, Inc. reserves the right to alter product offerings and specifications at any time without notice, and is not responsible for typographical or graphical errors that may appear in this document.



ChargePoint, Inc. reserves the right to alter product offerings and specifications at any time without notice, and is not responsible for typographical or graphical errors that may appear in this document.

Single Pedestal Mount with Cable Management Kit

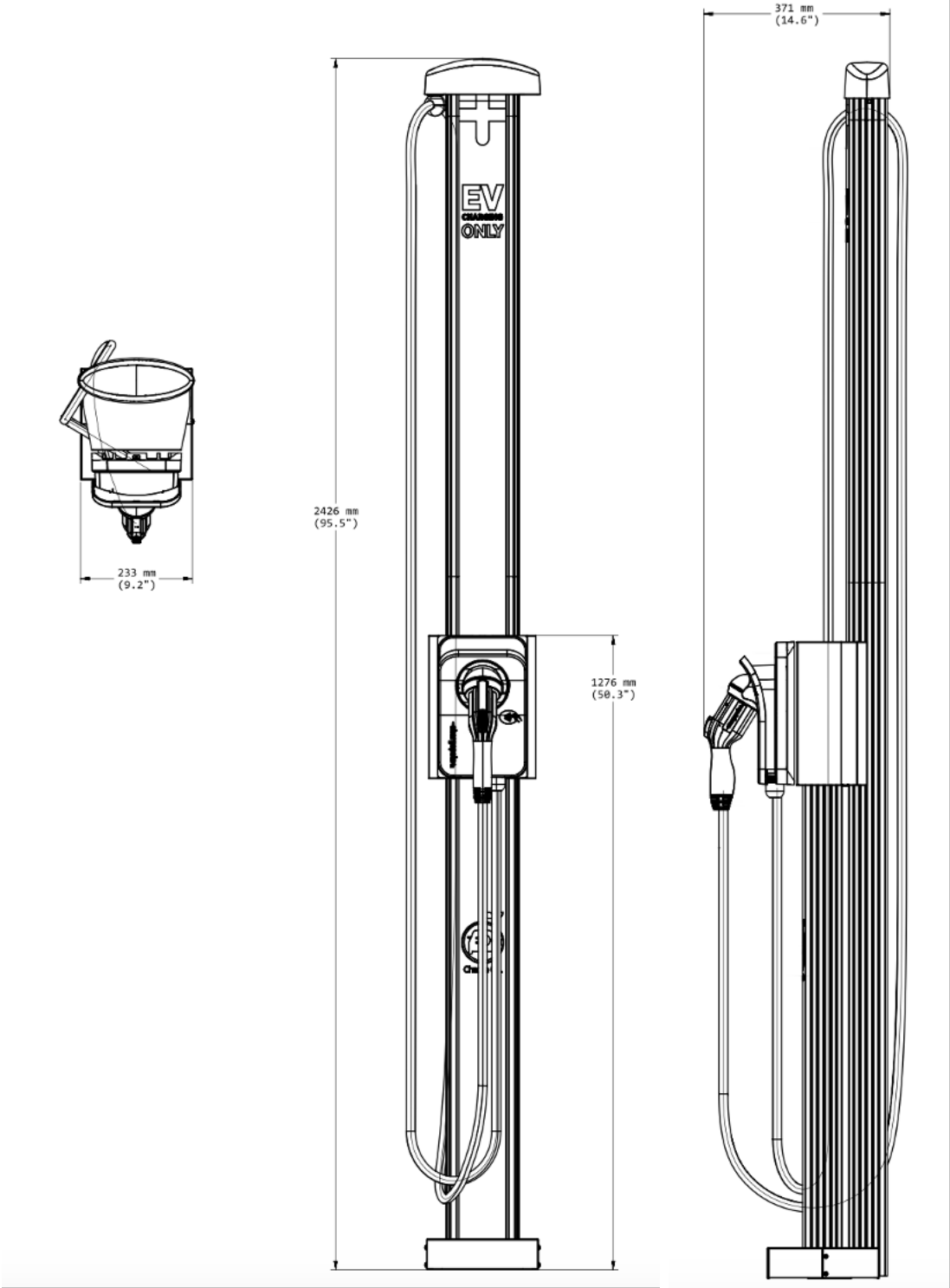
CPF50-L18-PEDMNT-CMK6-GW (6 ft)



ChargePoint, Inc. reserves the right to alter product offerings and specifications at any time without notice, and is not responsible for typographical or graphical errors that may appear in this document.

Single Pedestal Mount with Cable Management Kit

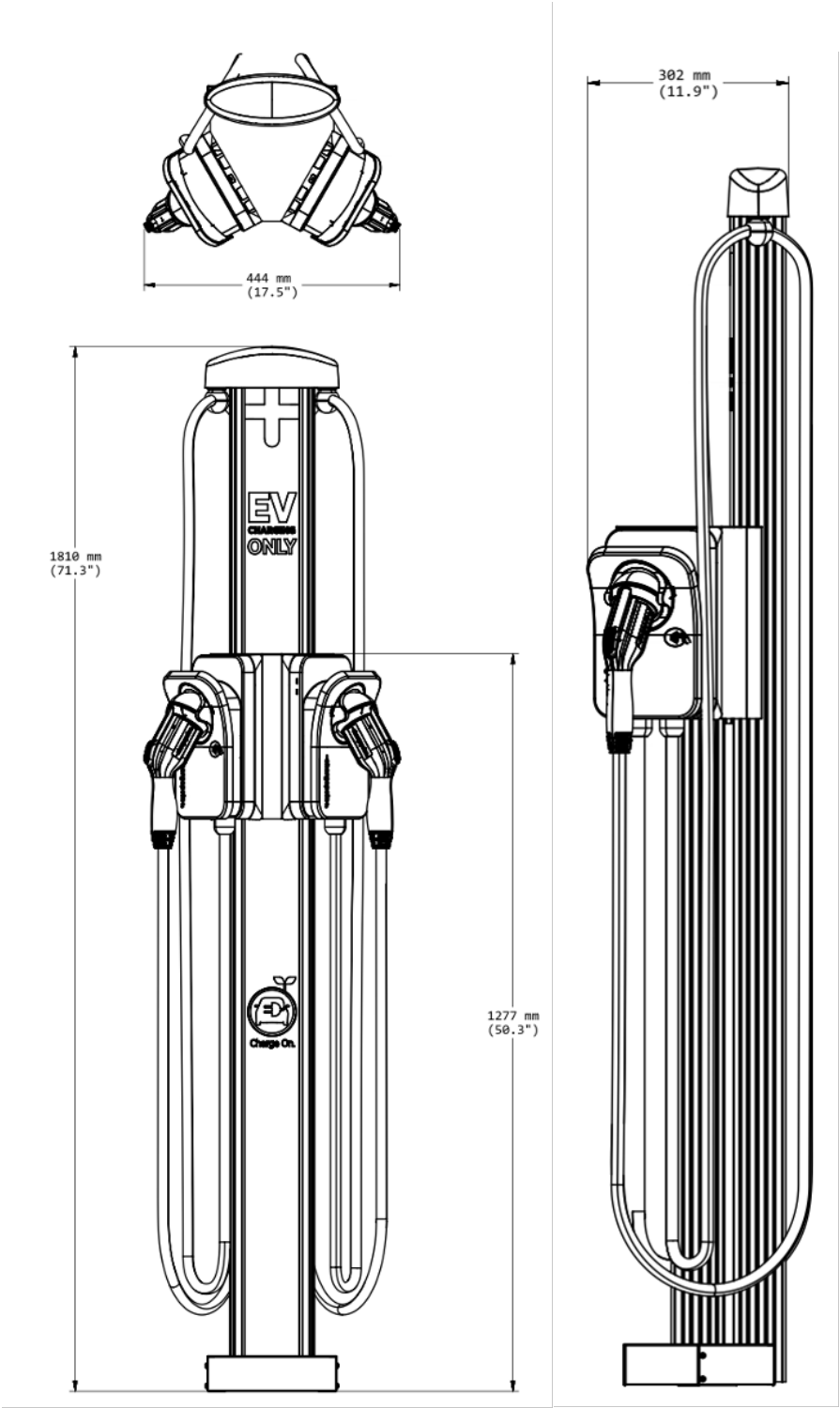
CPF50-L23-PEDMNT-CMK8-GW (8 ft)



ChargePoint, Inc. reserves the right to alter product offerings and specifications at any time without notice, and is not responsible for typographical or graphical errors that may appear in this document.

Dual Pedestal Mount with Cable Management Kit

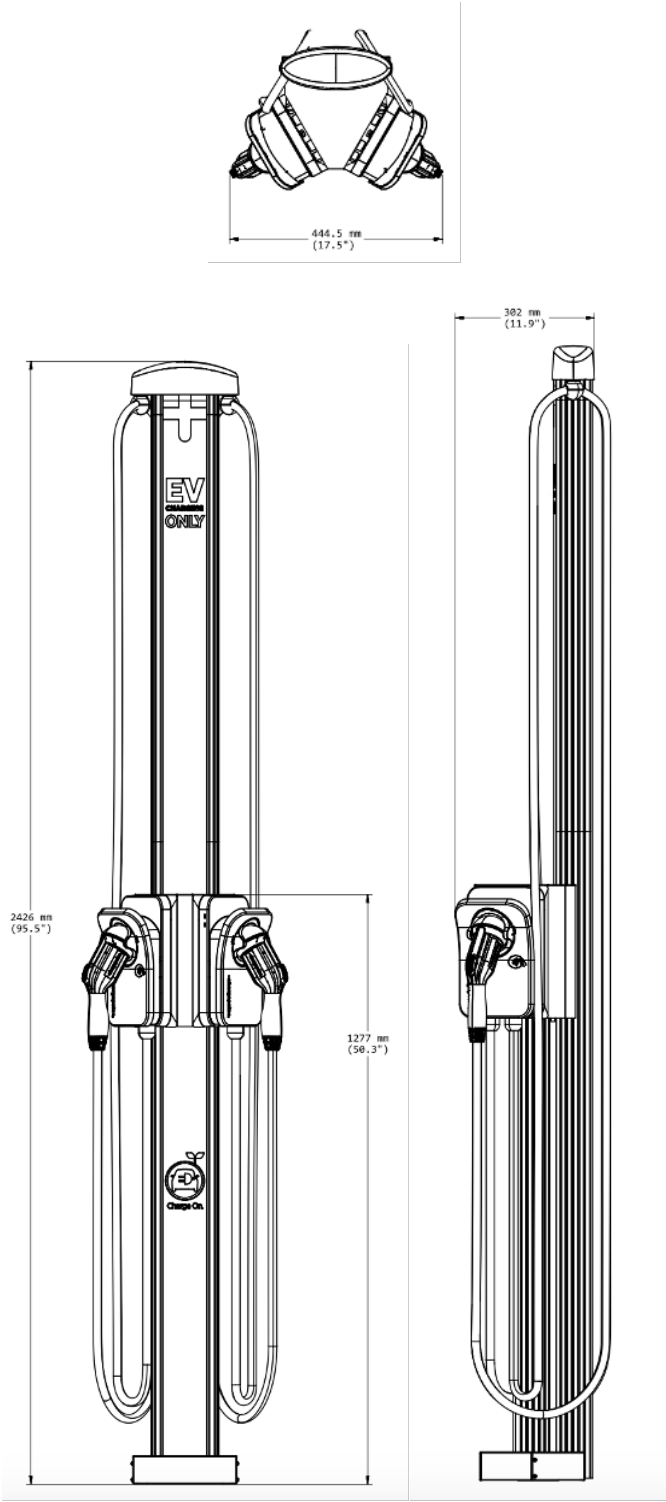
CPF50-L18-PEDMNT-CMK6-Dual-GW (6 ft)



ChargePoint, Inc. reserves the right to alter product offerings and specifications at any time without notice, and is not responsible for typographical or graphical errors that may appear in this document.

Dual Pedestal Mount with Cable Management Kit

CPF50-L23-PEDMNT-CMK8-Dual-GW (8 ft)



ChargePoint, Inc. reserves the right to alter product offerings and specifications at any time without notice, and is not responsible for typographical or graphical errors that may appear in this document.

Contact Us

ChargePoint, Inc.
240 East Hacienda Avenue
Campbell, CA 95008-6617 USA

+1.408.841.4500 or
+1.877.370.3802 US and Canada toll-free

Visit chargepoint.com

Call +1.408.705.1992

Email sales@chargepoint.com

Copyright © 2025 ChargePoint, Inc. All rights reserved. CHARGEPOINT is a U.S. registered trademark/service mark, and an EU registered logo mark of ChargePoint, Inc. All other products or services mentioned are the trademarks, service marks, registered trademarks or registered service marks of their respective owners. November 2025



ChargePoint, Inc. reserves the right to alter product offerings and specifications at any time without notice, and is not responsible for typographical or graphical errors that may appear in this document.