

ChargePoint® CT4000 Level 2 Commercial Charging Station

Specifications and Ordering Information



CT4021

Ordering Information

The order codes below represent specific product configurations. Other product options are available. Please contact ChargePoint Sales for information and order codes.

Hardware

Description		Order Code
Model	1830 mm (6 ft) Single Port Bollard Mount	CT4011-GW1
	1830 mm (6 ft) Dual Port Bollard Mount	CT4021-GW1
	1830 mm (6 ft) Single Port Wall Mount	CT4013-GW1
	1830 mm (6 ft) Dual Port Wall Mount	CT4023-GW1
	2440 mm (8 ft) Dual Port Bollard Mount	CT4025-GW1
	2440 mm (8 ft) Dual Port Wall Mount	CT4027-GW1
	1830 mm (6 ft) Single Port Bollard Mount with a Cut Resistant Cable	CT4011-GW1-CR
	1830 mm (6 ft) Dual Port Bollard Mount with Cut Resistant Cables	CT4021-GW1-CR
	1830 mm (6 ft) Single Port Wall Mount with a Cut Resistant Cable	CT4013-GW1-CR
	1830 mm (6 ft) Dual Port Wall Mount with Cut Resistant Cables	CT4023-GW1-CR
Misc	Power Management Kit	CT4000-PMGMT
	Bollard Concrete Mounting Kit	CT4001-CCM

*Note: ALL CT4000 stations include Integrated Modem -GW1.

Software & Services

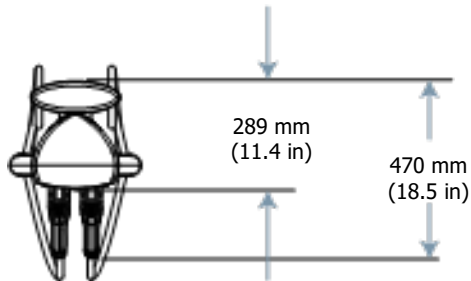
ChargePoint CT4000 requires purchase of separate activation to initialize a station. ChargePoint CT4000 requires a cloud plan to operate. ChargePoint offers various service plans including extended parts warranties, ChargePoint Assure®, and customer managed labor plans.

Architectural Drawings (Dimensions)

CT4021 1830 mm (6')

CT4025 2440 mm (8')

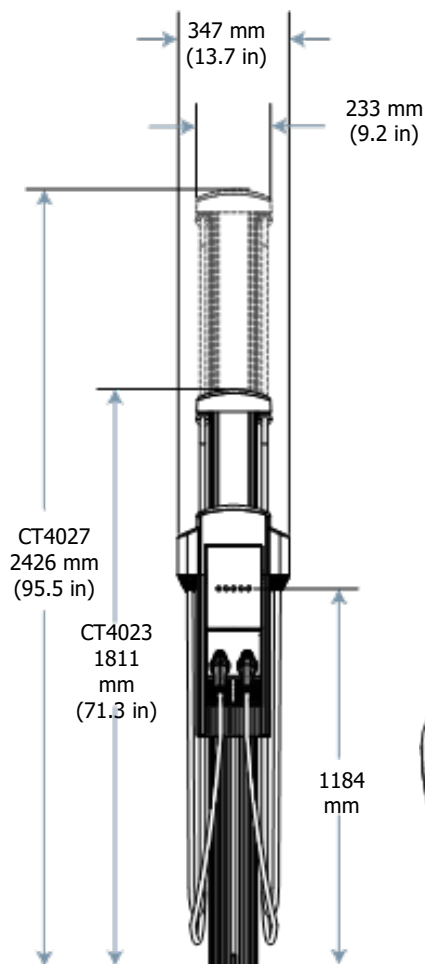
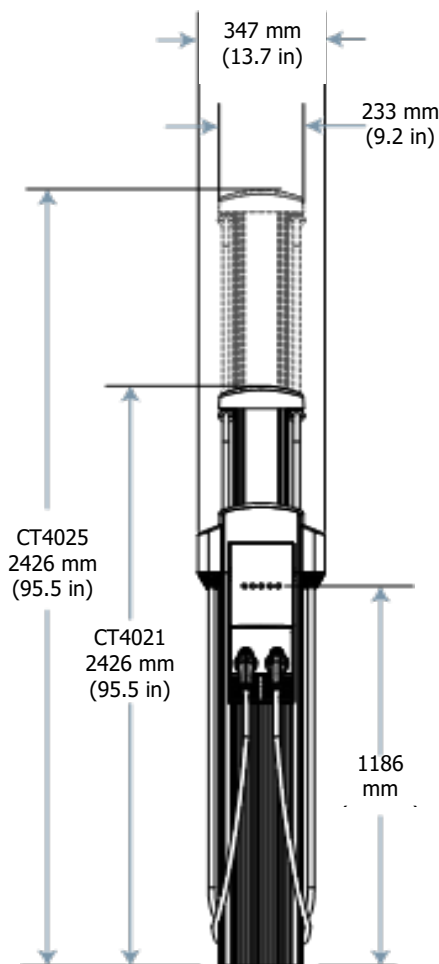
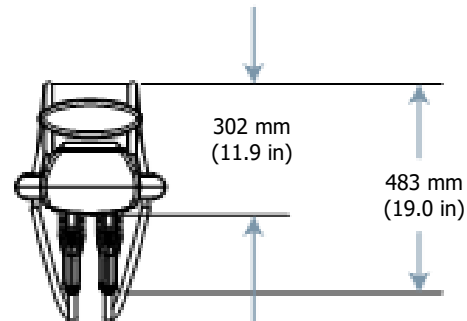
Bollard



CT4023 1830 mm (6')

CT4027 2440 mm (8')

Wall Mount



ChargePoint, Inc. reserves the right to alter product offerings and specifications at any time without notice and is not responsible for typographical or graphical errors that may appear in this document.

General Specifications

Electrical Input	Single Port (AC Voltage 208/240 V AC)			Dual Port (AC Voltage 208/240 V AC)		
	Input Current	Input Power Connection	Required Service Panel Breaker	Input Current	Input Power Connection	Required Service Panel Breaker
Standard	30 A	One 40 A branch circuit	40A dual pole (non-GFCI type)	30 A x 2	Two independent 40A branch circuits	40 A dual pole (non-GFCI type) x 2
Standard Power Share	n/a	n/a	n/a	32 A	One 40 A branch circuit	40 A dual pole (non-GFCI type)
Power Select 24 A	24 A	One 30 A branch circuit	30 A dual pole (non-GFCI type)	24 A x 2	Two independent 30A branch circuits	30 A dual pole (non-GFCI type) x 2
Power Select 24 A Power Share	n/a	n/a	n/a	24A	One 30 A branch circuit	30 A dual pole (non-GFCI type)
Power Select 16 A	16 A	One 20 A branch circuit	20 A dual pole (non-GFCI type)	16 A x 2	Two independent 20 A branch circuits	20 A dual pole (non-GFCI type)
Power Select 16 A Power Share	n/a	n/a	n/a	16 A	One 20 A branch circuit	20 A dual pole (non-GFCI type)
Service Panel GFCI	Do not provide external GFCI as it may conflict with internal GFCI (CCID)					
Wiring – Standard	3-wire (L1, L2, Earth)			5-wire (L1, L1, L2, L2, Earth)		
Wiring – Power Share	n/a			3-wire (L1, L2, Earth)		
Station Power	8 W typical (standby), 15 W maximum (operation)					

ChargePoint, Inc. reserves the right to alter product offerings and specifications at any time without notice and is not responsible for typographical or graphical errors that may appear in this document.

Line to Ground Voltage	120V +/- 10%
------------------------	--------------

Electrical Output

Electrical Output	Single Port (AC Voltage 208 / 240 V AC)	Dual Port (AC Voltage 208 / 240 V AC)
Standard	7.2 kW (240V AC @ 30 A)	7.2 kW (240V AC @ 30 A) x 2
Standard Power Share	n/a	7.2 kW (240 V AC @ 30 A) x 1 or 3.8 kW (240 V AC @ 16 A) x 2
Power Select 24 A	5.8 kW (240 V AC @ 24 A)	5.8 kW (240 V AC @ 24 A) x 2
Power Select 24 A Power Share	n/a	5.8 kW (240 V AC @ 24 A) x 1 or 2.9 kW (240 V AC @ 12 A) x 2
Power Select 16A	3.8 kW (240 V AC @ 16A)	3.8 kW (240 V AC @ 16 A) x 2
Power Select 24 A Power Share	n/a	3.8 kW (240 V AC @ 16 A) x 1 or 1.9 kW (240 V AC @ 8 A) x 2

Functional Interfaces

	Single Port (AC Voltage 208 / 240 V AC)	Dual Port (AC Voltage 208 / 240 V AC)
Connector(s) Type	SAE J1772™	SAE J1772™ x 2
Cable Length - 1830 mm (6 ft) Cable Management	5.5 m (18 ft)	5.5 m (18 ft) x 2
Overhead Cable Management System	Yes	
LCD Display	145 mm (5.7 in) full color, 640 x 480, 30 fps full motion video, active matrix, UV protected	
Authentication and Payment	RFID: ISO 15693, ISO 14443 Virtual RFID NFC (Tap to Charge)	

ChargePoint, Inc. reserves the right to alter product offerings and specifications at any time without notice and is not responsible for typographical or graphical errors that may appear in this document.

	Contactless credit card Virtual Contactless credit card Apple Pay Google Pay Remote: Mobile App and In Vehicle Dash (if supported by vehicle)	
Locking Holster	Yes	Yes x 2

Safety and Connectivity Features

Ground Fault Detection	20 mA CCID with auto retry
Open Safety Ground Detection	Continuously monitors presence of safety (green wire) ground connection
Plug-Out Detection	Power terminated per SAE J1772™ specifications
Power Measurement Accuracy	+/- 2% from 2% to full scale (30 A)
Power Report/Store Interval	15 minutes, aligned to hour
Wide Area Network	LTE Category 4
Supported Communication Protocols	OCPP 2.0.1
Network	All stations include integral LTE modem

Safety and Operational Ratings

Station Enclosure Rating	Type 3R per UL 50E
Safety and Compliance	UL listed and cUL certified; complies with UL 2594, UL 2231-1, UL 2231-2, NEC Article 625, CTEP/NTEP, and Energy Star
Station Surge Protection	6 kV @ 3,000 A. In geographic areas subject to frequent thunderstorms, supplemental surge protection at the service panel is recommended.
Short Circuit Current Rating	5 kA
EMC Compliance	FCC Part 15 Class A
Operating Temperature	-40 °C to 50 °C (-40 °F to 122 °F)
Storage Temperature	-40 °C to 60 °C (-40 °F to 140 °F)
Non-Operating Temperature	-40 °C to 60 °C (-40 °F to 140 °F)
Operating Humidity	Up to 85% @ 50 °C (122 °F) non-condensing

ChargePoint, Inc. reserves the right to alter product offerings and specifications at any time without notice and is not responsible for typographical or graphical errors that may appear in this document.

Non-Operating Humidity	Up to 95% @ 50 °C (122 °F) non-condensing
Terminal Block Temperature Rating	105 °C (221 °F)

Other Specifications

Station Weight	Wall Mount: 33.0 kg (72.7 lb) Bollard Mount: 46.6 kg (102.7 lb)
Standard Warranty	Limited 2-Year Parts Warranty

Contact Us

ChargePoint, Inc.
240 East Hacienda Avenue
Campbell, CA 95008-6617 USA

+1.408.841.4500 or
+1.877.370.3802 US and Canada toll-free

Visit chargepoint.com

Call +1.408.705.1992

Email sales@chargepoint.com

Copyright © 2025 ChargePoint, Inc. All rights reserved. CHARGEPOINT is a U.S. registered trademark/service mark, and an EU registered logo mark of ChargePoint, Inc. All other products or services mentioned are the trademarks, service marks, registered trademarks or registered service marks of their respective owners. May 2025



ChargePoint, Inc. reserves the right to alter product offerings and specifications at any time without notice and is not responsible for typographical or graphical errors that may appear in this document.