

ChargePoint® Express Plus



A flexible DC fast charging platform that grows with you.

ChargePoint, Inc. reserves the right to alter product offerings and specifications at any time without notice, and is not responsible for typographical or graphical errors that may appear in this document

Express Plus Specifications

Express Plus Power Module

Express Plus Power Module Output

Max Output Power	40 kW
Max Output Current	100 A
Power Conversion Efficiency	Up to 96%
Power Factor	0.99 at full load

Express Plus Power Module Specifications

Power Module Dimensions	430 mm (H) x 130 mm (W) x 760 mm (L) (1'5" x 5" x 2'6")
Power Module Weight	45 kg (98.5 lb.)
Power Module Cooling	Liquid Cooled Technology
Harmonics	iTHD < 5% (Complies with IEEE 519)

Express Plus Power Block

Express Plus Power Block Input

Input Rating	3-phase, 400-480Y VAC, 310-260 A 50/60 Hz
Wiring	L1, L2, L3, Earth
Short Circuit Current Rating	65 kA

Express Plus Power Block Output

Max Output Power	200 kW
Output Voltage, Charging	200 V – 1000 V
Max Current per Output	200 A, 250 A, 300 A, 350 A, 500 A*
Number of Stations Served	One Power Block can serve up to 2 Power Link stations. Additional Power Blocks can be added to serve more stations or increase power output.
Max Power Modules per Power Block	5

* Subject to site configuration and installed stations

ChargePoint, Inc. reserves the right to alter product offerings and specifications at any time without notice, and is not responsible for typographical or graphical errors that may appear in this document

Express Plus Power Block Specifications

Power Block Dimensions	2191 mm (H) x 988 mm (W) x 1039 mm (L) (7'3" x 3'3" x 3'5")
Power Block Weight	455 kg (1000 lbs.) without Power Modules
Power Block Enclosure Rating	Type 3R, IP56

Express Plus Power Link

Express Plus Power Link Output

Max Output Power	200 kW, 250 kW, 300 kW, 350 kW with Power Blocks
Output Voltage, Charging	200 V – 1000 V
CCS1 Max Output Current**	Option 1: 200 A continuous with Power Blocks Option 2: 375 A peak, 350 A continuous with Power Blocks
CCS2 Max Output Current**	Option 1: 250 A continuous with Power Blocks Option 2: 375 A peak, 300 A continuous with Power Blocks
CHAdeMO Max Output Current**	Option 1: NA & EU: 200 A continuous with Power Blocks Option 2: NA: 140 A, EU: 125 A continuous with Power Blocks

**Availability may vary

Express Plus Power Link Specifications

Station Dimensions	2400 mm (H) x 720 mm (W) x 280 mm (D) (7'11" x 2'5" x 11")
Station Footprint	965 mm (W) x 635 mm (D) (3.2" x 2.1") with cable management kit
Station Weight	250 kg (550 lbs)
Number of Connectors	Up to 2 connectors per station
Supported Connector Types	CHAdeMO, CCS1 (SAE J1772™ Combo), CCS2 (IEC 61851-23)
Cable Length	Standard 4.5 m (15') with Cable Management Kit (CMK). Longer cable options are available.
Station Enclosure Rating	Type 3R, IP56
Locking Holster	Yes
Mounting Type	Ground, Wall, Overhead

ChargePoint, Inc. reserves the right to alter product offerings and specifications at any time without notice, and is not responsible for typographical or graphical errors that may appear in this document

Functional Interfaces

LCD Display	Full-colour 200 mm (8") LCD display (optional)
Authentication	RFID: ISO 15693, ISO 14443, NEMA EVSE 1.2-2015 (UR) Tap to Charge (NFC on Apple & Android) 15118-2 (EIM) Remote: Mobile and in vehicle (if supported by vehicle)

Connectivity Features

Local Area Network	2.4 GHz and 5 GHz WiFi (802.11 b/g/n)
Wide Area Network	4G LTE
Supported Communication Protocols	OCPP 2.0
Service and Maintenance	Remote system monitoring, diagnostic and proactive maintenance

Safety and Operational Ratings

Vehicle Safety Communication	CHAdMo – JEVs G104 over CAN, CCS1 – SAE J1772 over PLC and CCS2 — IEC 61851-23
Plug-In Detection	Power terminated per JEVs G104 (CHAdMo), SAE J2931 (CCS1) and IEC 61851-23 (CCS2)
Safety Compliance	UL and cUL listed: complies with UL 2202, UL 2231-1, UL 2231-2, CSA 107.1 CE marking: complies with IEC 61851-1 and IEC 61851-23
Surge Protection	Tested to IEC 61000-4-5, Level 5 (6 kV @ 3000A). In geographic areas subject to frequent thunderstorms, supplemental surge protection at the service panel is recommended.
EMC Compliance	U.S and Canada: FCC 15 subpart A Class A; EU: EN55011, EN55022 and IEC61000-6-3 Class B

Generic Specifications

Operational Altitude	<3000 m (<9800 ft)
Operating Temperature	-40°C to 50°C (-40°F to 122°F)
Storage Temperature	-40°C to 70°C (-40°F to 158°F)
Operating Humidity	Up to 95% @ 50°C (122°F) non-condensing

ChargePoint, Inc. reserves the right to alter product offerings and specifications at any time without notice, and is not responsible for typographical or graphical errors that may appear in this document

Energy Management Features

Dynamic Power Management	Allows a fixed maximum power output per station or lets the system dynamically manage the power distribution per station.
Remote Energy Management	Manage output power via the ChargePoint Admin Portal, API, and Open ADR 2.0b VEN.

Hardware Ordering Information

The order codes below represent common product configurations. Other product options are available upon request. Please contact ChargePoint Sales for information and order codes. All SKU's displayed include standard cable management and mounting kit. Note, Power Link and Power Block current ratings must match. E.g. 250 A with 250A, 200 A with 200 A.

Description		Order Code
Commercial Models	Express Plus Power Block, 350 A or 300 A rated output	EXPP-PB1000-350A-PD or EXPP-PB1000-300A-PD
	Express Plus Power Link, Europe/UK version, 1x CCS2 300 A cable, 1x CHAdeMO 200 A cable, Pedestal, with display	EXPP-PL1121B-4A2S1-2A3S1
Fleet Models	Express Plus Power Block, 250 A or 200 A rated output	EXPP-PB1000-250A-PD or EXPP-PB1000-200A-PD
	Express Plus Power Link Europe/UK Version. 1x CCS2 250A 4.5m cable, Pedestal, No display.	EXPP-PL1111X-3A2S1
	Express Plus Power Link Europe/UK Version. Same as above but with 2x CCS2	EXPP-PL1121X-3A2S1-3A2S1

Hardware Ordering Information, Cont.

Description		Order Code
Other Connector Options	Cable connectors available include CCS1, CCS2, and/or CHAdeMO. Cables can be ordered with a single or a combination, as well as lengths and amperage depending on application.	Please contact ChargePoint Sales for assistance in ordering
Power Module	EXPP Power Module	EXPP-PM-40kW

ChargePoint, Inc. reserves the right to alter product offerings and specifications at any time without notice, and is not responsible for typographical or graphical errors that may appear in this document

Mounting & Template Options	Mounting kits and templates for various mounting are available	Please contact ChargePoint Sales for assistance in ordering
-----------------------------	--	---

Software & Services Ordering Information

Description	Order Code
ChargePoint Enterprise Cloud Plan (Commercial) <i>Note: One token per vehicle. Station activation is included in this plan.</i>	CPCLD-ENTERPRISE-EXPP-n*
ChargePoint Enterprise Cloud Plan (Fleet) <i>Note: One token per vehicle. Station activation is included in this plan.</i>	CPCLD-FLEETENT-EXPP-n*
ChargePoint Assure® — Prepaid support and maintenance plan for an Express Plus Single Cable station.	EXPP-PL1000-SC-ASSURE-n*
ChargePoint Assure® — Prepaid support and maintenance plan for an Express Plus Dual Cable station.	EXPP-PL1000-DC-ASSURE-n*
ChargePoint Assure® — Prepaid support and maintenance plan for Express Plus Power Block.	EXPP-BLOCK-ASSURE-n*
Commissioning Service (Required per Power Block): Includes on-site validation and inspection of electrical, mechanical, installation, wiring and civil parameters for the Express Plus Power Block.	EXPP-BLOCK-COMMISSIONING
Commissioning Service (Required per Power Link): Includes on-site validation and inspection of electrical, mechanical, installation, wiring and civil parameters for the Express Plus Power Link.	EXPP-PL1000-COMMISSIONING

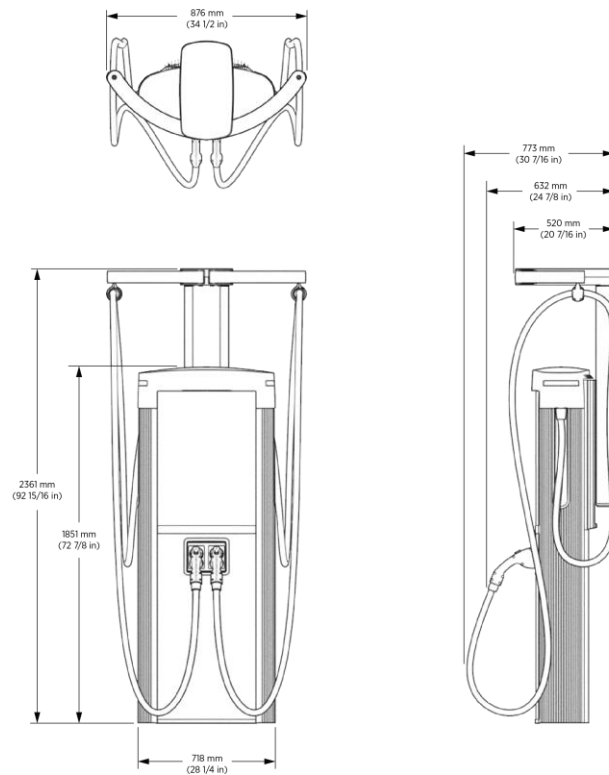
Note: All Express Plus Power Link stations require a cloud plan.

*Substitute *n* for desired years of service (1, 2, 3, 4 or 5 years). Includes parts and labour warranty, remote technical support, on-site repairs when needed, unlimited configuration changes and reporting.

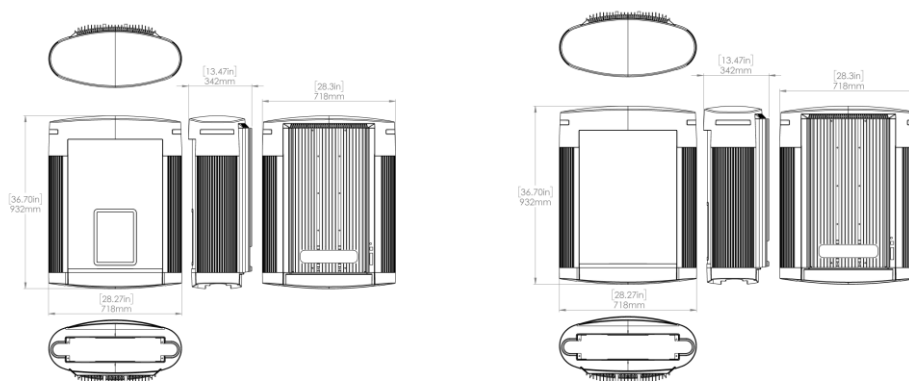
ChargePoint, Inc. reserves the right to alter product offerings and specifications at any time without notice, and is not responsible for typographical or graphical errors that may appear in this document

Architectural Drawings

Express Plus Power Link, No Display (Fleet Option Only)

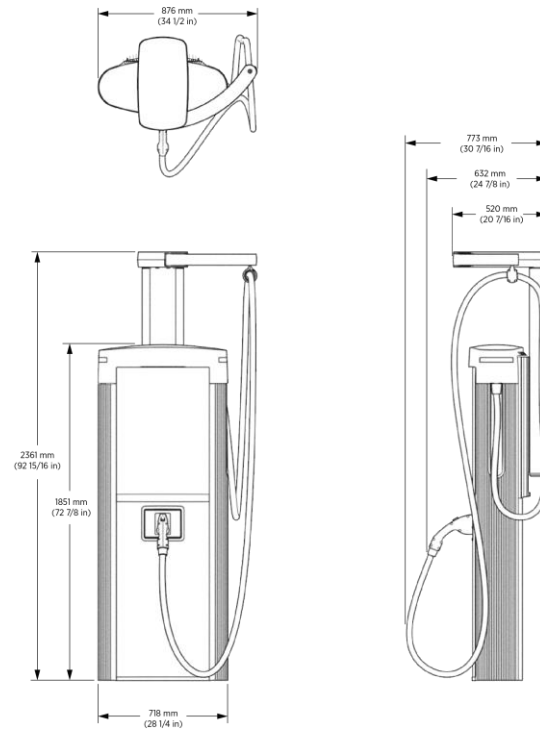


Express Plus Overhead Mounting Option with or without screen (Fleet Only)

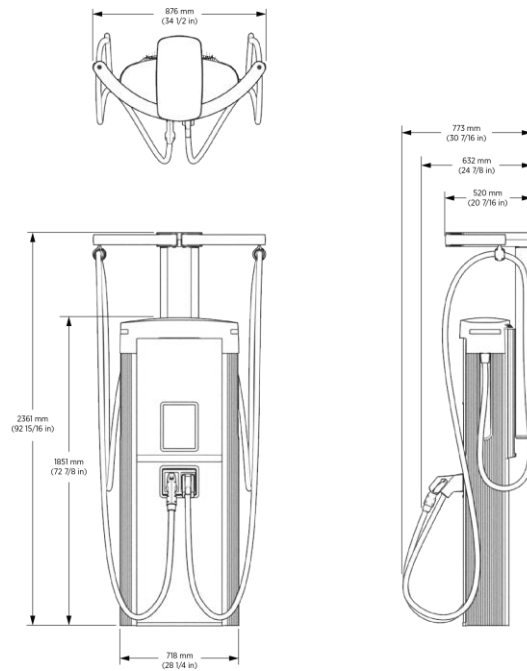


ChargePoint, Inc. reserves the right to alter product offerings and specifications at any time without notice, and is not responsible for typographical or graphical errors that may appear in this document

Express Plus Power Link, No Display, Single Connector (Fleet Option Only)

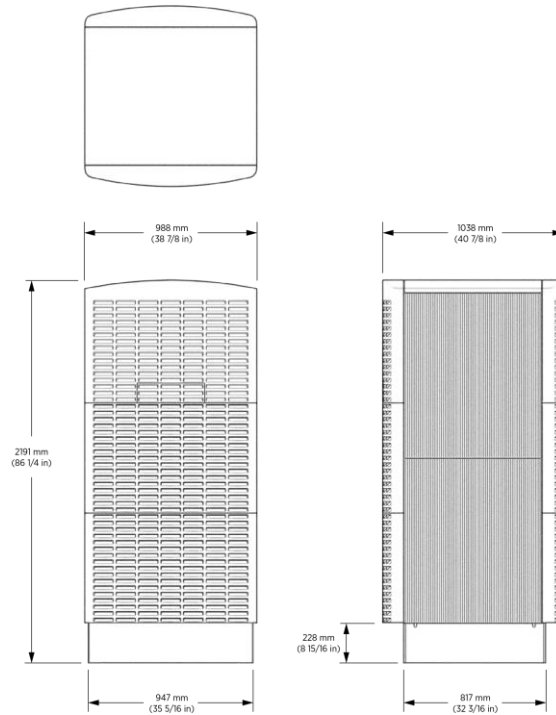


Express Plus Power Link, Commercial & Fleet Option with Screen

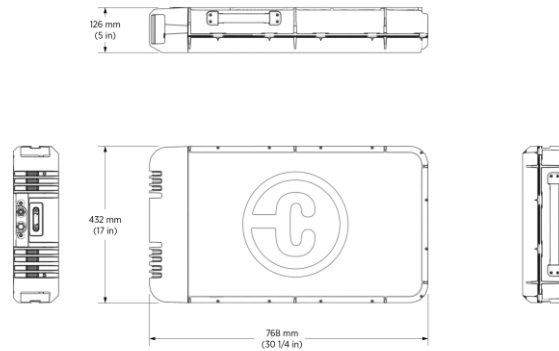


ChargePoint, Inc. reserves the right to alter product offerings and specifications at any time without notice, and is not responsible for typographical or graphical errors that may appear in this document

Express Plus Power Block



Express Plus Power Module



ChargePoint, Inc. reserves the right to alter product offerings and specifications at any time without notice, and is not responsible for typographical or graphical errors that may appear in this document



Contact Us

Visit chargepoint.com

Email sales.eu@chargepoint.com

Copyright © 2022 ChargePoint, Inc. All rights reserved. CHARGEPOINT is a U.S. registered trademark/service mark, and an EU registered logo mark of ChargePoint, Inc. All other products or services mentioned are the trademarks, service marks, registered trademarks or registered service marks of their respective owners. February 2022.

*Certified by Underwriters Laboratory, Inc.



ChargePoint, Inc. reserves the right to alter product offerings and specifications at any time without notice, and is not responsible for typographical or graphical errors that may appear in this document