

ChargePoint® Express Plus with Power Link 1000

A flexible DC fast charging platform that grows with you.



Express Plus Power Module

Express Plus Power Module Output

Max Output Power	40 kW
Max Output Current	100 A
Power Conversion Efficiency	Up to 96%
Power Factor	0.99 at full load

ChargePoint, Inc. reserves the right to alter product offerings and specifications at any time without notice, and is not responsible for typographical or graphical errors that may appear in this document

Express Plus Power Module Specifications

Power Module Dimensions	430 mm (H) x 130 mm (W) x 760 mm (L) (1 ft 5 in x 5 in x 2 ft 6 in)
Power Module Weight	45 kg (98.5 lb.)
Power Module Cooling	Liquid Cooled Technology
Harmonics	iTHD < 5% (Complies with IEEE 519)

Express Plus Power Block

Express Plus Power Block Input

Input Rating	3-phase, 400-480Y VAC, 310-260 A 50/60 Hz (200 kW) Optional: 3-phase, 400-480Y VAC, 255-210 A 50/60 Hz (160 kW)
Wiring	L1, L2, L3, Earth
Short Circuit Current Rating	65 kA

Express Plus Power Block Output

Max Output Power	200 kW Optional: 160 kW
Output Voltage, Charging	100 V – 1000 V
Max Current per Output	200 A, 250 A, 300 A, 350 A, 375 A
Number of Stations Served	One Power Block can serve up to 2 Power Link stations. Additional Power Blocks can be added to serve more stations or increase power output.
Maximum Power Modules per Power Block	5

Express Plus Power Block Specifications

Power Block Dimensions	2191 mm (H) x 988 mm (W) x 1039 mm (L) (7 ft 3 in x 3 ft 3 in x 3 ft 5 in)
Power Block Weight	455 kg (1000 lbs) without Power Modules
Power Block Enclosure Rating	Type 3R, IP56

ChargePoint, Inc. reserves the right to alter product offerings and specifications at any time without notice, and is not responsible for typographical or graphical errors that may appear in this document

Express Plus Power Link

Express Plus Power Link Output

Max Output Power	Up to 375 kW with Power Blocks
Output Voltage, Charging	100 V – 1000 V
CCS1 Max Output Current**	Option 1: 200 A with Power Blocks Option 2: 350 A with Power Blocks Option 3: 375 A with Power Blocks
North American Charging Standard J3400 (NACS) Max Output Current**	375 A with Power Blocks
CHAdeMO Max Output Current**	200 A with Power Blocks

**Availability may vary

Express Plus Power Link Specifications

Station Dimensions	See Diagrams below
Station Footprint	See Diagrams below
Station Weight	250 kg (550 lbs)
Number of Connectors	Up to 2 connectors per station
Supported Connector Types	NACS (J3400), CCS1 (SAE J1772™ Combo), CCS2 (IEC 61851-23), CHAdeMO
Cable Length*	Standard 5.8 m (19 ft) with Cable Management Kit (CMK) Optional 7.6 m (25 ft) with overhead or Tall Cable Management Kit (CMK)
Station Enclosure Rating	Type 3R, IP56, IK10
Mounting Type	Ground, Wall, Overhead

*Horizontal reach to typical vehicle charging port is 3.76 m (12 ft 4 in) with standard cable and 6m (20 ft) with optional cable. Availability of 7.6m cable varies by connector type and amperage.

Functional Interfaces

Indicators	Multicolor LEDs
LCD Display	Optional: Full color 203 mm (8 in) interactive display with full motion video, UV protection, gesture touch controls, and multi-language support
Authentication	RFID: ISO 15693, ISO 14443, NEMA EVSE 1.2-2015 (UR) Tap to Charge (NFC on Apple & Android) Contactless credit card ISO 15118-2, Plug&Charge Remote: Mobile and in vehicle (if supported by vehicle) Optional: Credit card chip reader pedestal

ChargePoint, Inc. reserves the right to alter product offerings and specifications at any time without notice, and is not responsible for typographical or graphical errors that may appear in this document

Connectivity Features

Local Area Network	2.4 GHz and 5 GHz WiFi (802.11 b/g/n)
Wide Area Network	4G LTE
Supported Communication Protocols	OCPP 2.0.1
Service and Maintenance	Remote system monitoring, diagnostic, and proactive maintenance

Safety and Operational Ratings

Vehicle Safety Communication	NACS: (uses CCS1 protocols) CHAdeMO – JEVs G104 over CAN, CCS1 – SAE J1772 over PLC and CCS2 — IEC 61851-23
Plug-In Detection	Power terminated per JEVs G104 (CHAdeMO), SAE J2931 (CCS1) and IEC 61851-23 (CCS2)
Safety Compliance	Complies with UL 2202, UL 2231-1, UL 2231-2, CSA 107.1 Complies with IEC 61851-1 and IEC 61851-23, Energy Star, CTEP
Surge Protection	Tested to IEC 61000-4-5, Level 5 (6 kV @ 3,000A). In geographic areas subject to frequent thunderstorms, supplemental surge protection at the service panel is recommended.
EMC Compliance	U.S and Canada: FCC 15 subpart A Class B; EU: EN55011, EN55022 and IEC61000-6-3 Class B

Generic Specifications

Operational Altitude	<3,000 m (<9,800 ft)
Operating Temperature	-40°C to 50°C (-40°F to 122°F) with derating
Storage Temperature	-40°C to 70°C (-40°F to 158°F)
Operating Humidity	Up to 95% @ 50°C (122°F) non-condensing
Standard Warranty	Limited 2-Year Parts Warranty

Energy Management Features

Dynamic Power Management	Allows a fixed maximum power output per station or lets the system dynamically manage the power distribution per station.
Remote Energy Management	Manage output power via the ChargePoint Admin Portal, API, and Open ADR 2.0b VEN.

ChargePoint, Inc. reserves the right to alter product offerings and specifications at any time without notice, and is not responsible for typographical or graphical errors that may appear in this document

Hardware Ordering Information

The order codes below represent common product configurations. Other product options are available upon request. Please contact ChargePoint Sales for information and order codes. All SKU's displayed include standard cable management and mounting kit. Note, Power Link and Power Block current ratings must match. Eg. 200 A with 200 A.

Description		Order Code
Commercial Models	Express Plus Power Block, 350 A rated output	EXPP-PB1000-350A-PD
	Express Plus Power Link, North America version, 1x CCS1 350 A 5.8 m cable, 1x CHAdeMO 200 A 5.8 m cable, Pedestal, with display	EXPP-PL1021B-5A1S1-2A3S1
Fleet Models	Express Plus Power Block, 200 A rated output	EXPP-PB1000-200A-PD
	Express Plus Power Link NA Version. 1x CCS1 200A 5.8m cable, Pedestal, with display.	EXPP-PL1011B-2A1S1
	Express Plus Power Link NA Version. Same as above but with 2x CCS1 Connectors	EXPP-PL1021B-2A1S1-2A1S1
Other Connector Options	Cables can be ordered with a single or a dual combination as well as lengths and amperage depending on application.	Please contact ChargePoint Sales for assistance in ordering
Power Module	EXPP Power Module	EXPP-PM-40kW
Mounting & Template Options	Mounting kits and templates for various mounting are available	Please contact ChargePoint Sales for assistance in ordering
Buy America	Buy America (FTA & FHWA) options available upon request	Add -FTA or -FHWA to part numbers above

ChargePoint, Inc. reserves the right to alter product offerings and specifications at any time without notice, and is not responsible for typographical or graphical errors that may appear in this document

Software & Services Ordering Information

Description	Order Code
ChargePoint Enterprise Cloud Plan (Commercial) <i>Note: One token per vehicle. Station activation is included in this plan.</i>	CPCLD- ENTERPRISE-DC-n*
ChargePoint Enterprise Cloud Plan (Fleet) <i>Note: One token per vehicle. Station activation is included in this plan.</i>	CPCLD-FLEETENT-DC-n*
ChargePoint Assure® — Prepaid Assure Plan for an Express Plus Single Cable station.	EXPP-PL1000-SINGLE- ASSURE-n*
ChargePoint Assure® — Prepaid Assure Plan for an Express Plus Dual Cable station.	EXPP-PL1000-DUAL-ASSURE-n*
ChargePoint Assure® — Prepaid Assure Plan for Express Plus Power Block.	EXPP-BLOCK-ASSURE-n*
Commissioning Service (Required per Power Block): includes on-site validation and inspection of electrical, mechanical, installation, wiring and civil parameters for the Express Plus Power Block.	EXPP-BLOCK-COMMISSIONING
Commissioning Service (Required per Power Link): includes on-site validation and inspection of electrical, mechanical, installation, wiring and civil parameters for the Express Plus Power Link.	EXPP-PL1000-COMMISSIONING

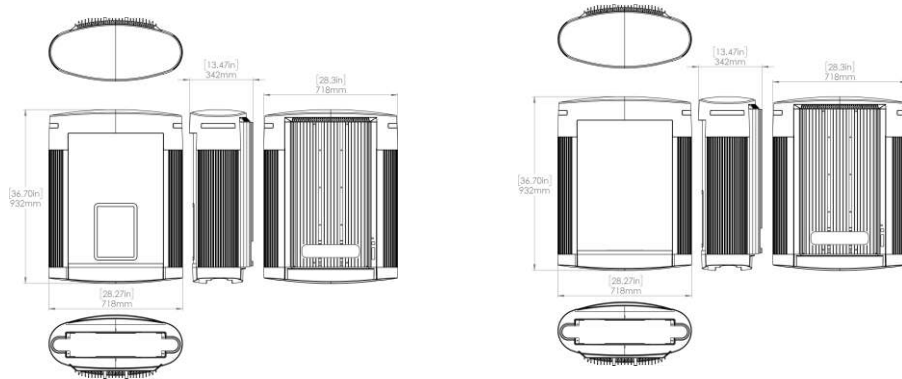
Note: All Express Plus Power Link stations require a cloud plan.

*Substitute *n* for desired years of service (1, 2, 3, 4 or 5 years). Includes parts and labor warranty, remote technical support, on-site repairs when needed, unlimited configuration changes, and reporting.

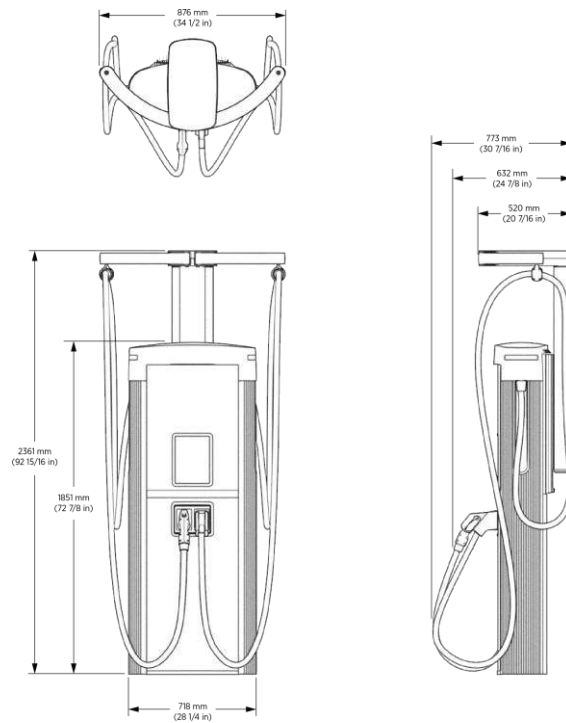
ChargePoint, Inc. reserves the right to alter product offerings and specifications at any time without notice, and is not responsible for typographical or graphical errors that may appear in this document

Architectural Drawings

Express Plus Overhead Mounting Option with or without screen (Fleet Only)

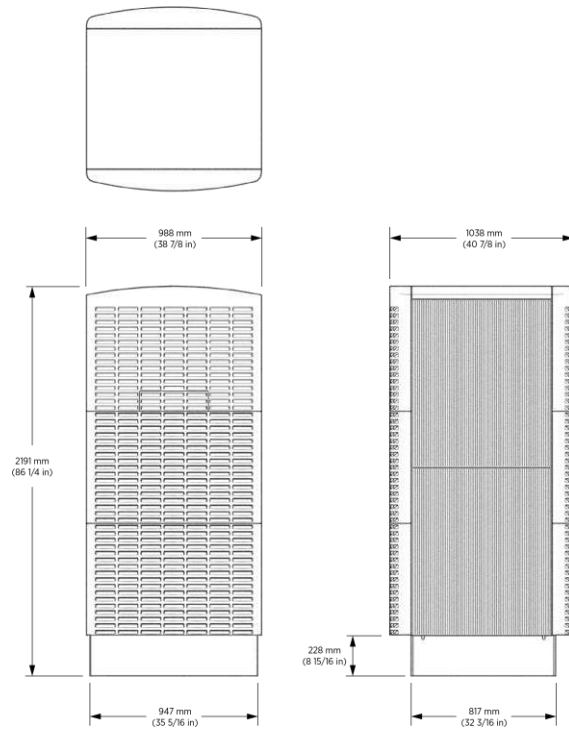


Express Plus Power Link with Screen

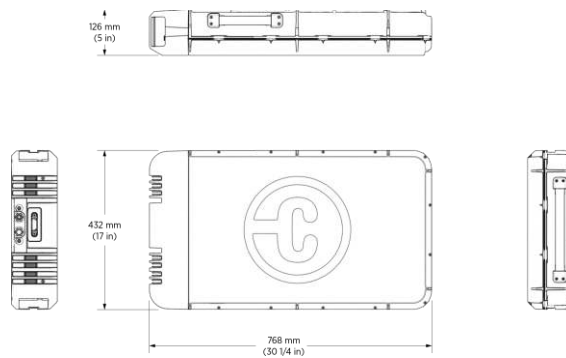


ChargePoint, Inc. reserves the right to alter product offerings and specifications at any time without notice, and is not responsible for typographical or graphical errors that may appear in this document

Express Plus Power Block



Express Plus Power Module



ChargePoint, Inc. reserves the right to alter product offerings and specifications at any time without notice, and is not responsible for typographical or graphical errors that may appear in this document



ChargePoint, Inc.
240 East Hacienda Avenue
Campbell, CA 95008-6617 USA
+1.408.841.4500 or
+1.877.370.3802 US and Canada toll-free
chargepoint.com

Contact Us
Visit chargepoint.com
Call +1.408.705.1992
Email sales@chargepoint.com

©2013-2024 ChargePoint, Inc. All rights reserved. This material is protected by the copyright laws of the United States and other countries. It may not be modified, reproduced, or distributed without the prior, express written consent of ChargePoint, Inc. CHARGEPOINT is a US, UK, and EU registered trademark and service mark of ChargePoint, Inc. and cannot be used without the prior written consent of ChargePoint. Feb 2024.

* Listed by Underwriters Laboratories Inc.



ChargePoint, Inc. reserves the right to alter product offerings and specifications at any time without notice, and is not responsible for typographical or graphical errors that may appear in this document