

ChargePoint® Express 280



Ordering Information

The order codes below represent specific product configurations. Other product options are available. Please contact ChargePoint Sales for information and order codes.

Hardware

Description		Order Code
Model	Express 280 Station includes 2x Power Modules, 1 x 5.4m CCS1 cable, 1x 5.4m NACS cable	CPE280-800-NA-3A1S1-3A4S1
	Express 280 Station includes 2x Power Modules, 1 x 5.4m CCS1 cable, 1x 5.4m CHAdEMO cable	CPE280-800-NA-3A1S1-1A3S1
	Express 280 Station includes 2x Power Modules, 1 x 5.4m CCS1 cable	CPE280-800-NA-3A1S1
	Express 280 Station includes 2x Power Modules, 2 x 7.5m CCS1 cable	CPE280-800-NA-3A1M2-3A1M2

Hardware Accessories

Description		Order Code
AC Surface Conduit Entry Kit	Express 280 Surface Conduit Entry AC Extrusion for above ground conduit installations of a single station. Requires CPE280-SCEK-AC-KIT.	CPE280-SCEK-AC-EXTRUSION
	Express 280 Surface Conduit Entry AC Side Kit for above ground conduit installations of a single station. Requires CPE280-SCEK-AC-EXTRUSION.	CPE280-SCEK-AC-KIT
DC Surface Conduit Entry Kit	Express 280 Surface Conduit Entry DC Extrusion for one station when pairing Express 280 stations using above ground conduits. Requires CPE280-SCEK-DC-KIT.	CPE280-SCEK-DC-EXTRUSION
	Express 280 Surface Conduit Entry DC Side Kit for one station when pairing Express 280 stations using above ground conduits. Requires CPE280-SCEK-DC-EXTRUSION.	CPE280-SCEK-DC-KIT

ChargePoint, Inc. reserves the right to alter product offerings and specifications at any time without notice and is not responsible for typographical or graphical errors that may appear in this document.

Concrete Mounting Template	Concrete mounting template for bottom cable entry for poured concrete applications	DC-UNIVERSAL-CMT-METRIC
----------------------------	--	-------------------------

Software & Services

ChargePoint Express 280 requires the purchase of separate Cloud, Activation and Commissioning services to ensure a smooth deployment and support experience. ChargePoint also offers various support plans such as ChargePoint Assure.® Learn more at www.chargepoint.com/products/guides.

Express 280 Specifications

Station Electrical Input	
Input Rating	North America: 3-phase, 480WYE VAC (91.5 kVA), 100 A, 60 Hz
Wiring	L1, L2, L3, Earth
Short Circuit Current Rating	65 kA

Station Electrical Output	
Max Output Power	80 kW
Output Voltage, Charging	100 to 1000 VDC
Max Output Current	CHAdEMO (North America): 140 A CCS1: 200 A North American Charging Standard (NACS): 200 A
Power Modules per Station	2

Paired Station Electrical Output	
Paired Max Output Power	160 kW
Output Voltage, Charging	100 to 1000 VDC
Paired Max Output Current	CHAdEMO (North America): 140 A CCS1: 250A NACS: 250A
Power Modules per Pair	4

Power Module Output	
Max Output Power	40 kW
Max Output Current	100 A
Power Conversion Efficiency	Up to 96%
Power Factor	0.99 at full load

ChargePoint, Inc. reserves the right to alter product offerings and specifications at any time without notice and is not responsible for typographical or graphical errors that may appear in this document.

Power Module Specifications	
Power Module Dimensions	760 mm H x 430 mm W x 130 mm D (2 ft 6 in x 1 ft 5 in x 5 ft)
Power Module Weight	45 kg (98.5 lb)
Power Module Cooling	Liquid Cooling Technology
Harmonics	iTHD < 5% (Complies with IEEE 519)

Functional Interfaces	
Number of Connectors	Up to two connectors per station. Sequential charging between 2 connectors on the same station
Supported Connector Types	CHAdEMO CCS1 (SAE J1772™ Combo) NACS
Cable Length	Standard 5.4 m (18 ft) with Cable Management Kit (CMK)* Medium 7.5 m (24 ft) with Tall Cable Management Kit (CMK)*
LCD Display	Full-color 254 mm (10 in) display for driver interaction
Authentication	RFID: ISO 15693, ISO 14443, NEMA EVSE 1.2-2015 (UR) Tap to Charge (NFC on Apple & Android, contactless credit card) ISO 15118-2, Plug&Charge Remote: Mobile and in vehicle (if supported by vehicle)

* Horizontal reach to typical vehicle charging port: 3.76 m (12 ft 4 in) with Standard cable and Standard cable and 6m (20 ft) with Medium cable.

Connectivity Features	
Vehicle Safety Communication	CHAdEMO: JEVS G104 over CAN CCS1 and NACS: SAE J1772 over PLC
Plug-Out Detection	Power terminated per SAE J2931 (CCS1) and JEVS G104 (CHAdEMO)
Local Area Network	2.4 GHz and 5 GHz WiFi (802.11 b/g/n)
Wide Area Network	4G LTE
Supported Communication Protocols	OCPP 2.0.1

ChargePoint, Inc. reserves the right to alter product offerings and specifications at any time without notice and is not responsible for typographical or graphical errors that may appear in this document.

Service and Maintenance	Remote system monitoring, diagnostic, and proactive maintenance
-------------------------	---

Safety and Operational Ratings	
Station Enclosure Rating	Type 3R
Station Impact Rating	IK10
Safety and Compliance	UL and cUL listed: Complies with UL 2202, UL 2231-1, UL 2231-2 Energy Star, NTEP/CTEP
Station Surge Protection	Tested to IEC 6100-4-5, Level 5 (6 kV @ 3,000 A)
EMC Compliance	North America: FCC part 15 Subpart B Class A
Storage Temperature	-40°C to 50°C (-40°F to 122°F)
Operating Temperature	-40°C to 50°C (-40°F to 122°F) with derating
Operational Altitude	< 3,000 m (9,800 ft)
Operating Humidity	Up to 95% at 50°C (122°F) non-condensing

Generic Specifications	
Station Enclosure Dimensions	Standard CMK: 2,413 mm H x 712 mm W x 438 mm D (7 ft 11 in x 2 ft 4 in x 1 ft 4 in) Tall CMK: 3,048 mm H x 712 mm W x 438 mm D (10 ft x 2 ft 4 in x 1 ft 4 in)
Station Weight (without Power Modules)	250 kg (551 lb)
Standard Warranty	Limited 2-Year Parts Warranty

Energy Management Features	
Dynamic Power Management	Allows a fixed maximum power output per station or lets the system dynamically manage the power distribution per station
Remote Energy Management	Manage output power via the ChargePoint Admin Portal, API, and Open ADR 2.0b VEN

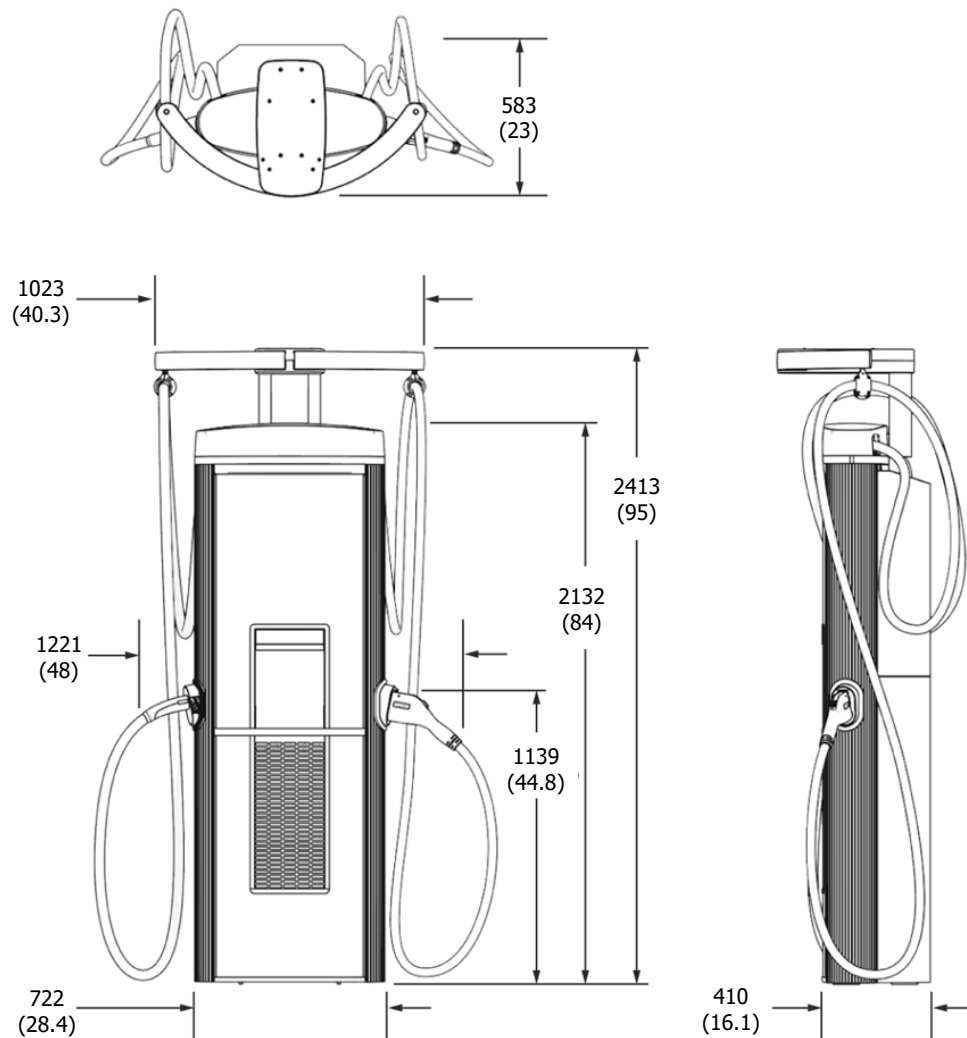
ChargePoint, Inc. reserves the right to alter product offerings and specifications at any time without notice and is not responsible for typographical or graphical errors that may appear in this document.

Architectural Drawings

Note: Images are not to scale. Measurements appear in metric units (mm), followed by imperial equivalents (inches).

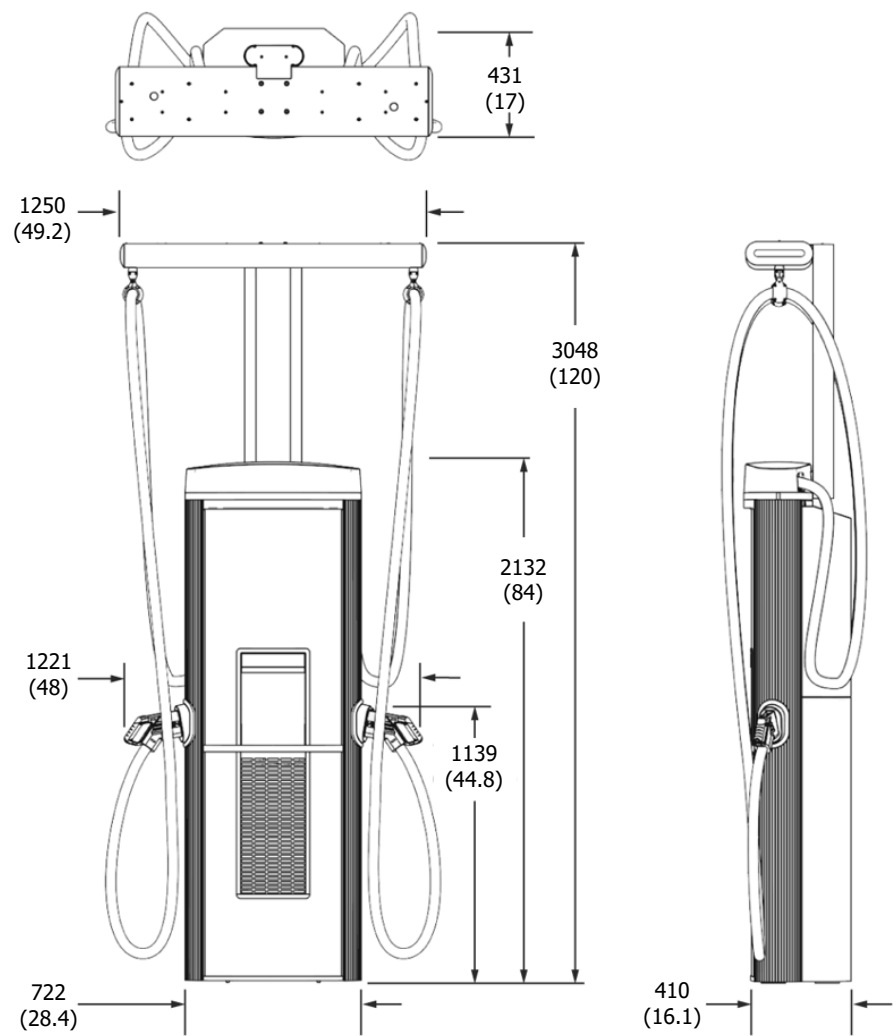
Express 280

Express 280, with Tall CMK, and dual CCS1 connectors.



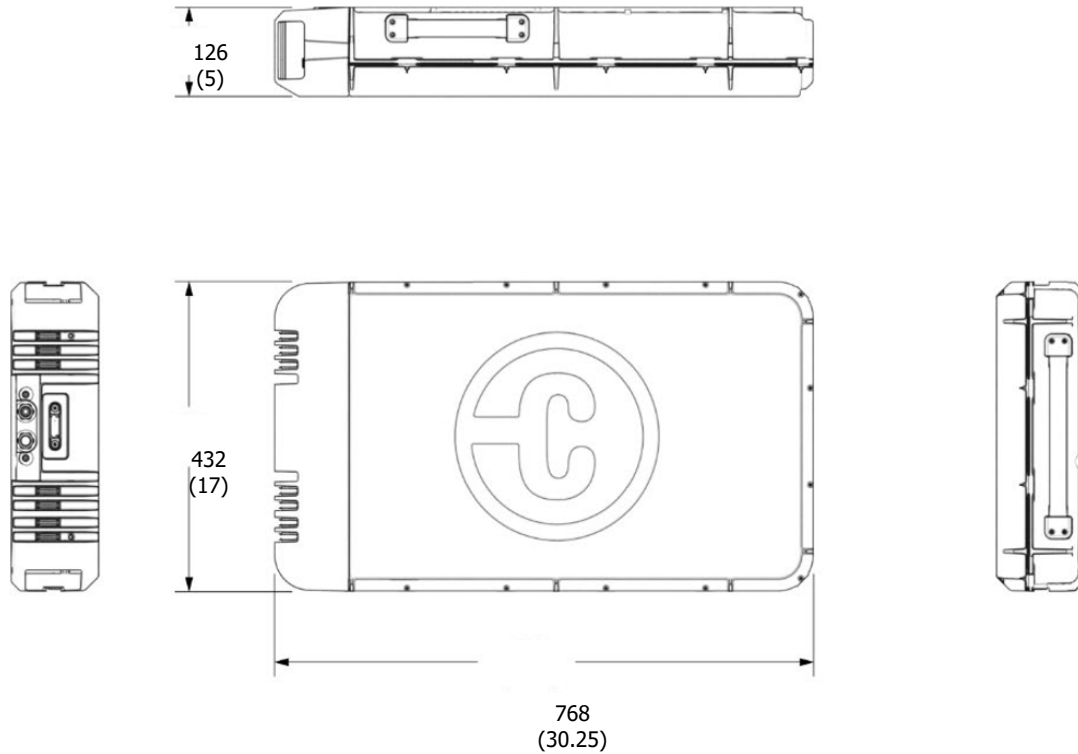
ChargePoint, Inc. reserves the right to alter product offerings and specifications at any time without notice and is not responsible for typographical or graphical errors that may appear in this document.

Express 280, with Tall CMK, and dual CCS1 connectors.



ChargePoint, Inc. reserves the right to alter product offerings and specifications at any time without notice and is not responsible for typographical or graphical errors that may appear in this document.

Express 280 Power Module



Contact Us

ChargePoint, Inc.
240 East Hacienda Avenue
Campbell, CA 95008-6617 USA

+1.408.841.4500 or
+1.877.370.3802 US and Canada toll-free

Visit chargepoint.com

Call +1.408.705.1992

Email sales@chargepoint.com

Copyright © 2025 ChargePoint, Inc. All rights reserved. CHARGEPOINT is a U.S. registered trademark/service mark, and an EU registered logo mark of ChargePoint, Inc. All other products or services mentioned are the trademarks, service marks, registered trademarks or registered service marks of their respective owners. July 2025



ChargePoint, Inc. reserves the right to alter product offerings and specifications at any time without notice and is not responsible for typographical or graphical errors that may appear in this document.